



Report for ENGL 1051 (section 004): SPK ENGL INT GRD AST Adam Agostinelli - Fall 2018

Project Title: **LSU Course Evaluation - Fall 2018**

Project Audience: **10**

Responses Received: **8**

Response Ratio: **80%**

Creation Date: **Fri, Dec 14, 2018**

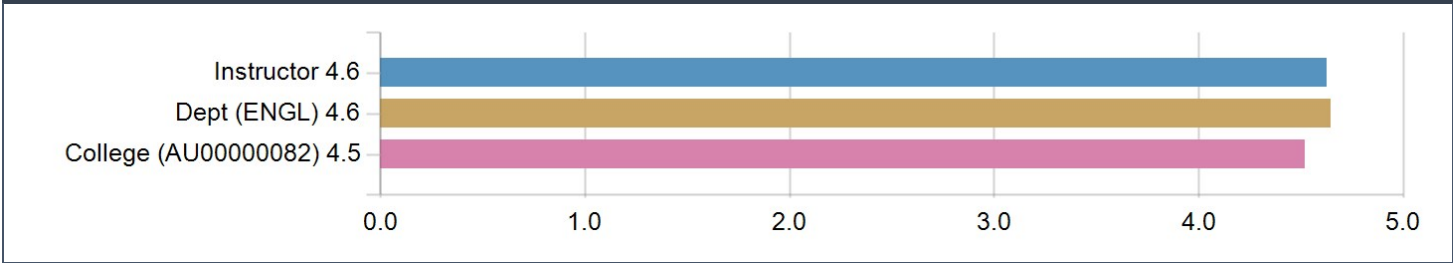


Instructor Feedback

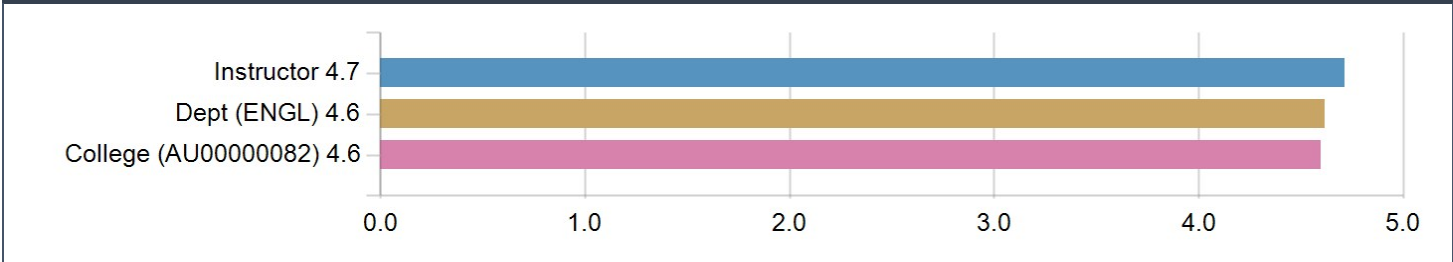
(HSS-01) Feedback for Instructor Adam Agostinelli:



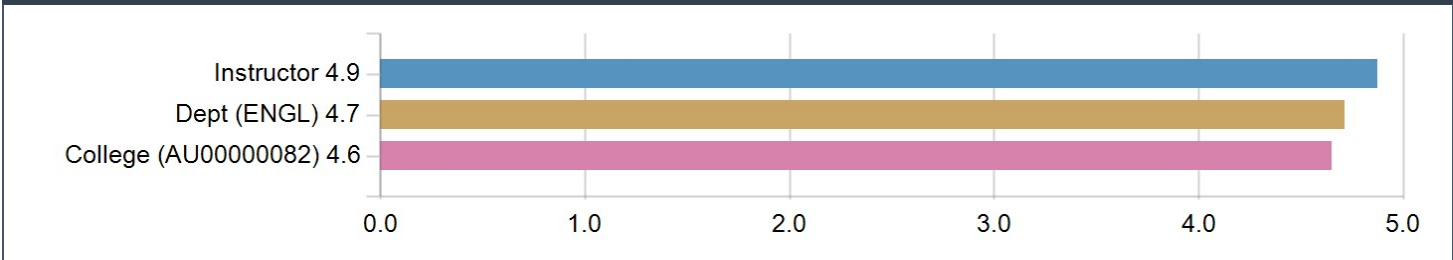
5. The instructor was concerned about student learning.



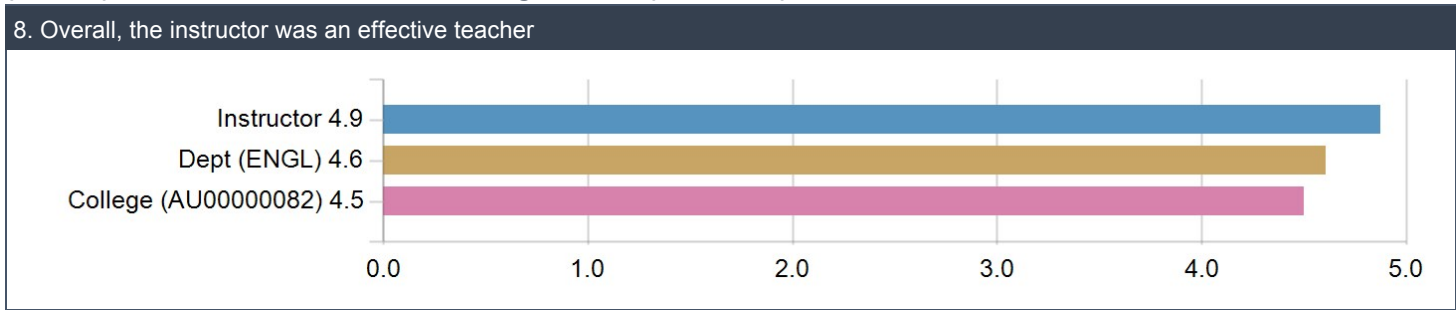
6. The instructor was well prepared for each class



7. The instructor demonstrated respect for the students



(HSS-01) Feedback for Instructor Adam Agostinelli: (continued)



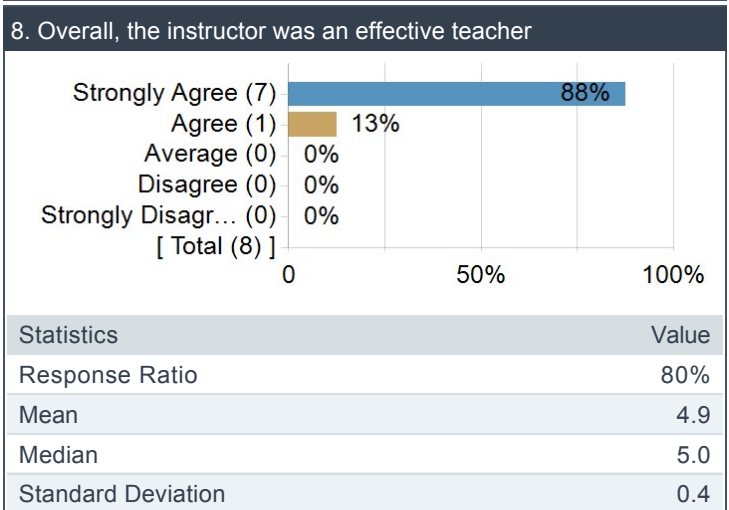
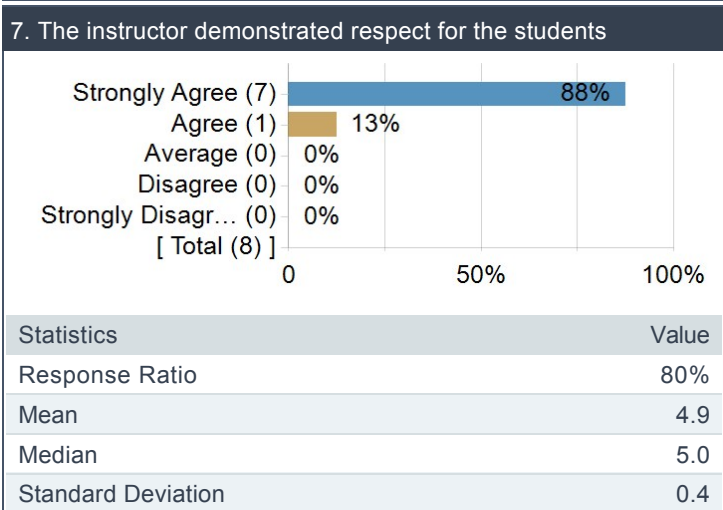
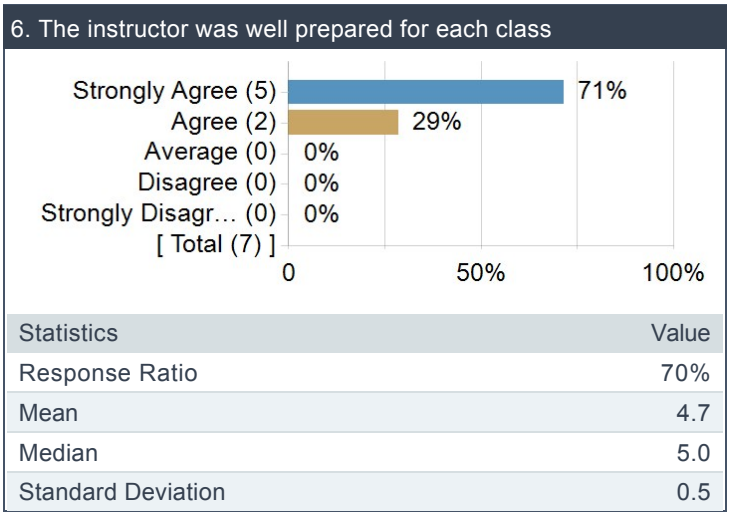
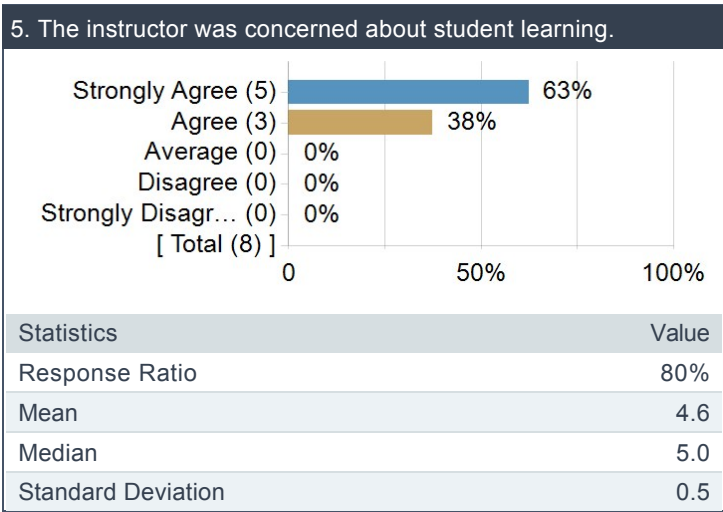
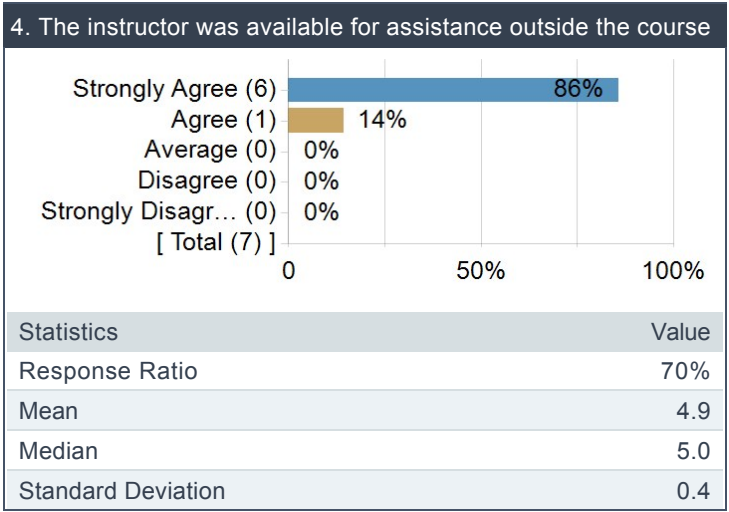
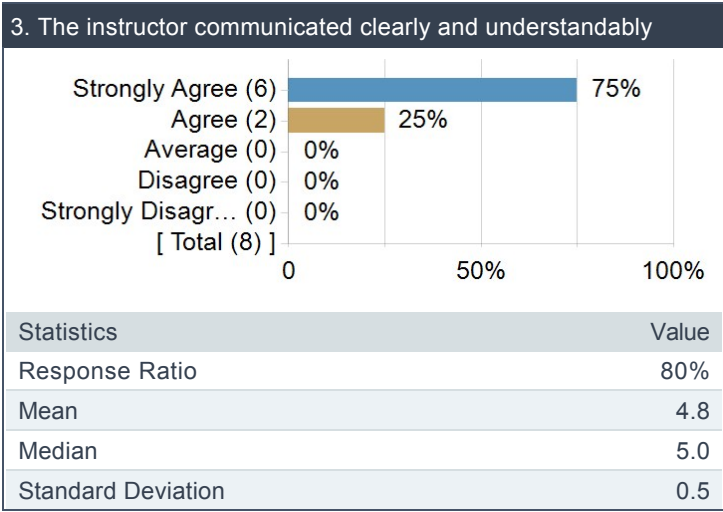
(HSS-01) Feedback for Instructor Adam Agostinelli:

| | RespCount | SA | A | Av | D | SD | Freq(N/A) | Mean | STD |
|---|-----------|------|------|-----|-----|-----|-----------|------|-----|
| The instructor clearly communicated the learning objectives of the course | 8 | 75 % | 25 % | 0 % | 0 % | 0 % | 0 | 4.8 | 0.5 |
| The instructor motivated me to do my best | 8 | 75 % | 25 % | 0 % | 0 % | 0 % | 0 | 4.8 | 0.5 |
| The instructor communicated clearly and understandably | 8 | 75 % | 25 % | 0 % | 0 % | 0 % | 0 | 4.8 | 0.5 |
| The instructor was available for assistance outside the course | 8 | 75 % | 13 % | 0 % | 0 % | 0 % | 1 | 4.9 | 0.4 |
| The instructor was concerned about student learning. | 8 | 63 % | 38 % | 0 % | 0 % | 0 % | 0 | 4.6 | 0.5 |
| The instructor was well prepared for each class | 7 | 71 % | 29 % | 0 % | 0 % | 0 % | 0 | 4.7 | 0.5 |
| The instructor demonstrated respect for the students | 8 | 88 % | 13 % | 0 % | 0 % | 0 % | 0 | 4.9 | 0.4 |
| Overall, the instructor was an effective teacher | 8 | 88 % | 13 % | 0 % | 0 % | 0 % | 0 | 4.9 | 0.4 |

(HSS-01) Feedback for Instructor Adam Agostinelli:

| summary of all questions in this section | Value |
|--|-------|
| Mean | 4.8 |
| Median | 5.0 |
| Standard Deviation | 0.4 |

| 1. The instructor clearly communicated the learning objectives of the course | 2. The instructor motivated me to do my best | | | | | | | | | | | | | | | | | | | | | | | | | | | | | | | | | | | | | | | | | | |
|--|--|------------|----------------|----------------|------|-----|--------|-----|--------------------|---------|---|------------|----------|----------------|-----|--------------------|-----|--------|-----------|--------------------|-----|--|----------|-------|------------|----------------|---|-----|-------|---|-----|---------|---|----|----------|---|----|--------------------|---|----|-----------|---|--|
| <table border="1"> <thead> <tr> <th>Response</th> <th>Count</th> <th>Percentage</th> </tr> </thead> <tbody> <tr> <td>Strongly Agree</td> <td>6</td> <td>75%</td> </tr> <tr> <td>Agree</td> <td>2</td> <td>25%</td> </tr> <tr> <td>Average</td> <td>0</td> <td>0%</td> </tr> <tr> <td>Disagree</td> <td>0</td> <td>0%</td> </tr> <tr> <td>Strongly Disagr...</td> <td>0</td> <td>0%</td> </tr> <tr> <td>[Total]</td> <td>8</td> <td></td> </tr> </tbody> </table> | Response | Count | Percentage | Strongly Agree | 6 | 75% | Agree | 2 | 25% | Average | 0 | 0% | Disagree | 0 | 0% | Strongly Disagr... | 0 | 0% | [Total] | 8 | | <table border="1"> <thead> <tr> <th>Response</th> <th>Count</th> <th>Percentage</th> </tr> </thead> <tbody> <tr> <td>Strongly Agree</td> <td>6</td> <td>75%</td> </tr> <tr> <td>Agree</td> <td>2</td> <td>25%</td> </tr> <tr> <td>Average</td> <td>0</td> <td>0%</td> </tr> <tr> <td>Disagree</td> <td>0</td> <td>0%</td> </tr> <tr> <td>Strongly Disagr...</td> <td>0</td> <td>0%</td> </tr> <tr> <td>[Total]</td> <td>8</td> <td></td> </tr> </tbody> </table> | Response | Count | Percentage | Strongly Agree | 6 | 75% | Agree | 2 | 25% | Average | 0 | 0% | Disagree | 0 | 0% | Strongly Disagr... | 0 | 0% | [Total] | 8 | |
| Response | Count | Percentage | | | | | | | | | | | | | | | | | | | | | | | | | | | | | | | | | | | | | | | | | |
| Strongly Agree | 6 | 75% | | | | | | | | | | | | | | | | | | | | | | | | | | | | | | | | | | | | | | | | | |
| Agree | 2 | 25% | | | | | | | | | | | | | | | | | | | | | | | | | | | | | | | | | | | | | | | | | |
| Average | 0 | 0% | | | | | | | | | | | | | | | | | | | | | | | | | | | | | | | | | | | | | | | | | |
| Disagree | 0 | 0% | | | | | | | | | | | | | | | | | | | | | | | | | | | | | | | | | | | | | | | | | |
| Strongly Disagr... | 0 | 0% | | | | | | | | | | | | | | | | | | | | | | | | | | | | | | | | | | | | | | | | | |
| [Total] | 8 | | | | | | | | | | | | | | | | | | | | | | | | | | | | | | | | | | | | | | | | | | |
| Response | Count | Percentage | | | | | | | | | | | | | | | | | | | | | | | | | | | | | | | | | | | | | | | | | |
| Strongly Agree | 6 | 75% | | | | | | | | | | | | | | | | | | | | | | | | | | | | | | | | | | | | | | | | | |
| Agree | 2 | 25% | | | | | | | | | | | | | | | | | | | | | | | | | | | | | | | | | | | | | | | | | |
| Average | 0 | 0% | | | | | | | | | | | | | | | | | | | | | | | | | | | | | | | | | | | | | | | | | |
| Disagree | 0 | 0% | | | | | | | | | | | | | | | | | | | | | | | | | | | | | | | | | | | | | | | | | |
| Strongly Disagr... | 0 | 0% | | | | | | | | | | | | | | | | | | | | | | | | | | | | | | | | | | | | | | | | | |
| [Total] | 8 | | | | | | | | | | | | | | | | | | | | | | | | | | | | | | | | | | | | | | | | | | |
| <table border="1"> <thead> <tr> <th>Statistics</th> <th>Value</th> </tr> </thead> <tbody> <tr> <td>Response Ratio</td> <td>80%</td> </tr> <tr> <td>Mean</td> <td>4.8</td> </tr> <tr> <td>Median</td> <td>5.0</td> </tr> <tr> <td>Standard Deviation</td> <td>0.5</td> </tr> </tbody> </table> | Statistics | Value | Response Ratio | 80% | Mean | 4.8 | Median | 5.0 | Standard Deviation | 0.5 | <table border="1"> <thead> <tr> <th>Statistics</th> <th>Value</th> </tr> </thead> <tbody> <tr> <td>Response Ratio</td> <td>80%</td> </tr> <tr> <td>Mean</td> <td>4.8</td> </tr> <tr> <td>Median</td> <td>5.0</td> </tr> <tr> <td>Standard Deviation</td> <td>0.5</td> </tr> </tbody> </table> | Statistics | Value | Response Ratio | 80% | Mean | 4.8 | Median | 5.0 | Standard Deviation | 0.5 | | | | | | | | | | | | | | | | | | | | | | |
| Statistics | Value | | | | | | | | | | | | | | | | | | | | | | | | | | | | | | | | | | | | | | | | | | |
| Response Ratio | 80% | | | | | | | | | | | | | | | | | | | | | | | | | | | | | | | | | | | | | | | | | | |
| Mean | 4.8 | | | | | | | | | | | | | | | | | | | | | | | | | | | | | | | | | | | | | | | | | | |
| Median | 5.0 | | | | | | | | | | | | | | | | | | | | | | | | | | | | | | | | | | | | | | | | | | |
| Standard Deviation | 0.5 | | | | | | | | | | | | | | | | | | | | | | | | | | | | | | | | | | | | | | | | | | |
| Statistics | Value | | | | | | | | | | | | | | | | | | | | | | | | | | | | | | | | | | | | | | | | | | |
| Response Ratio | 80% | | | | | | | | | | | | | | | | | | | | | | | | | | | | | | | | | | | | | | | | | | |
| Mean | 4.8 | | | | | | | | | | | | | | | | | | | | | | | | | | | | | | | | | | | | | | | | | | |
| Median | 5.0 | | | | | | | | | | | | | | | | | | | | | | | | | | | | | | | | | | | | | | | | | | |
| Standard Deviation | 0.5 | | | | | | | | | | | | | | | | | | | | | | | | | | | | | | | | | | | | | | | | | | |

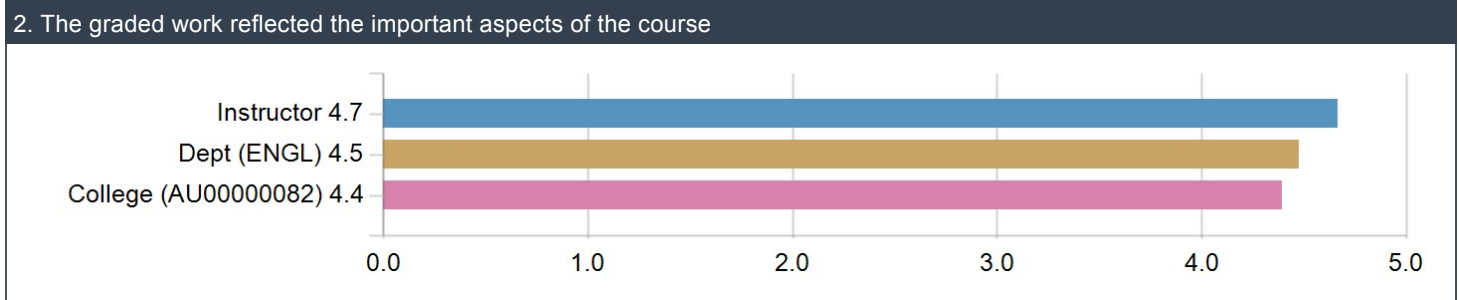
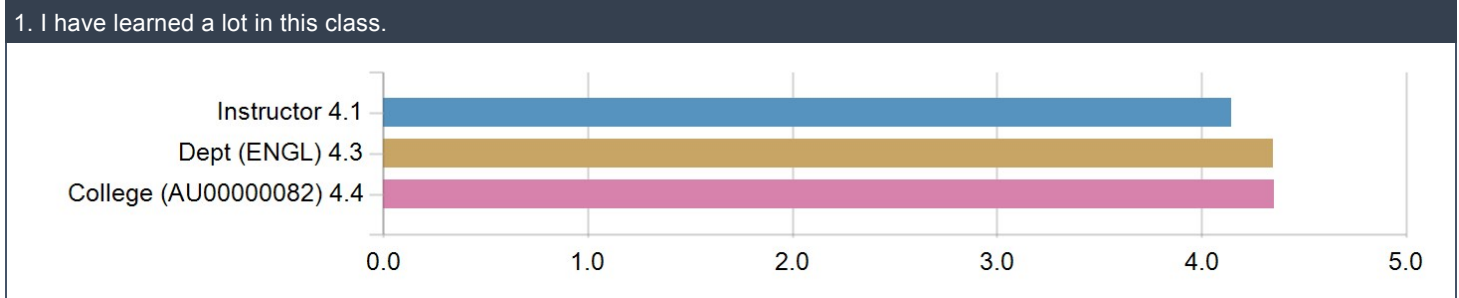
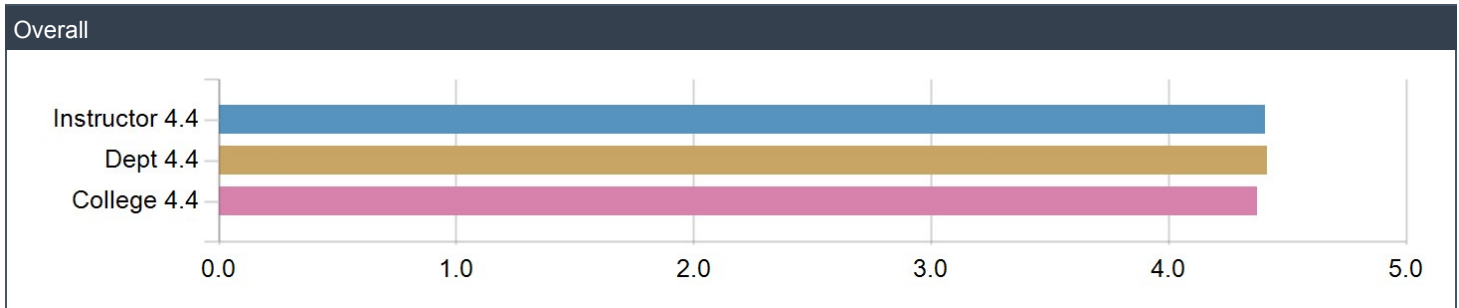


(HSS-02) Comments for Instructor Adam Agostinelli

| Comments |
|---|
| I feel Adam could organize better instead of just letting a few students talking about unrelated things for extended periods of time. |
| I do think Adam is a nice teacher. He gave me lots of help and encouraged me to learn oral English well |
| Adam is excellent as a teacher. He is very respectful and is welcoming to his students. It was great to be taught by him |
| Adam is very good at teaching. He always gave me the advice which helps me a lot. |
| The best English teacher at LSU. |

Course Feedback

(HSS-03) Feedback about Course ENGL 1051 (section 004): SPK ENGL INT GRD AST:

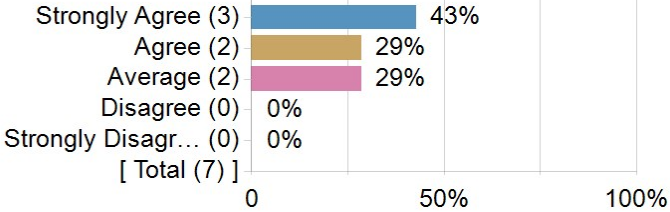
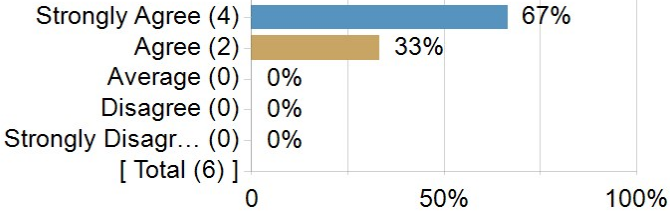


(HSS-03) Feedback about Course ENGL 1051 (section 004): SPK ENGL INT GRD AST:

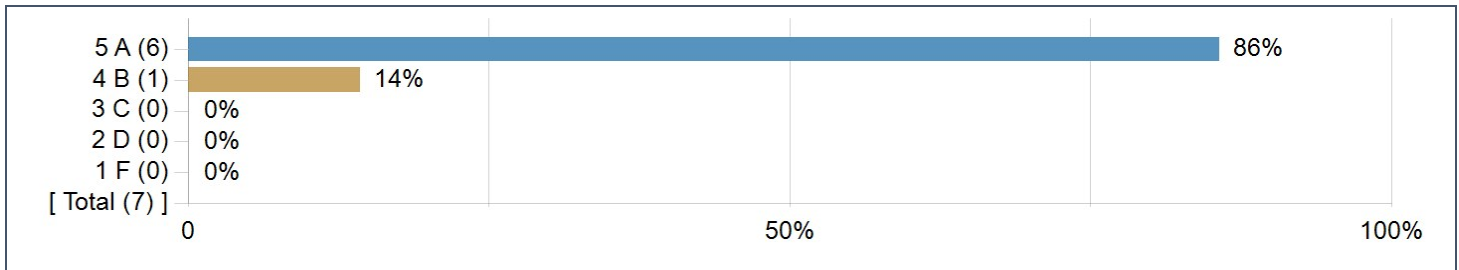
| | Resp | % | Mean | SA | A | Av | D | SD | Freq(N/A) |
|---|------|------|------|----|---|----|---|----|-----------|
| I have learned a lot in this class. | 8 | 80 % | 4.1 | 3 | 2 | 2 | 0 | 0 | 1 |
| The graded work reflected the important aspects of the course | 8 | 80 % | 4.7 | 4 | 2 | 0 | 0 | 0 | 2 |

(HSS-03) Feedback about Course ENGL 1051 (section 004): SPK ENGL INT GRD AST:

| Competency Statistics | Value |
|-----------------------|-------|
| Mean | 4.4 |
| Median | 5.0 |
| Standard Deviation | 0.8 |

| 1. I have learned a lot in this class. | 2. The graded work reflected the important aspects of the course | | | | | | | | | | | | | | | | | | | | |
|---|--|-------|----------------|---|------|-----|--------|-----|--------------------|-----|---|------------|-------|----------------|---|------|-----|--------|-----|--------------------|-----|
|  |  | | | | | | | | | | | | | | | | | | | | |
| <table border="1"> <thead> <tr> <th>Statistics</th> <th>Value</th> </tr> </thead> <tbody> <tr> <td>Response Count</td> <td>7</td> </tr> <tr> <td>Mean</td> <td>4.1</td> </tr> <tr> <td>Median</td> <td>4.0</td> </tr> <tr> <td>Standard Deviation</td> <td>0.9</td> </tr> </tbody> </table> | Statistics | Value | Response Count | 7 | Mean | 4.1 | Median | 4.0 | Standard Deviation | 0.9 | <table border="1"> <thead> <tr> <th>Statistics</th> <th>Value</th> </tr> </thead> <tbody> <tr> <td>Response Count</td> <td>6</td> </tr> <tr> <td>Mean</td> <td>4.7</td> </tr> <tr> <td>Median</td> <td>5.0</td> </tr> <tr> <td>Standard Deviation</td> <td>0.5</td> </tr> </tbody> </table> | Statistics | Value | Response Count | 6 | Mean | 4.7 | Median | 5.0 | Standard Deviation | 0.5 |
| Statistics | Value | | | | | | | | | | | | | | | | | | | | |
| Response Count | 7 | | | | | | | | | | | | | | | | | | | | |
| Mean | 4.1 | | | | | | | | | | | | | | | | | | | | |
| Median | 4.0 | | | | | | | | | | | | | | | | | | | | |
| Standard Deviation | 0.9 | | | | | | | | | | | | | | | | | | | | |
| Statistics | Value | | | | | | | | | | | | | | | | | | | | |
| Response Count | 6 | | | | | | | | | | | | | | | | | | | | |
| Mean | 4.7 | | | | | | | | | | | | | | | | | | | | |
| Median | 5.0 | | | | | | | | | | | | | | | | | | | | |
| Standard Deviation | 0.5 | | | | | | | | | | | | | | | | | | | | |

(HSS-04)What is your expected grade in this course?

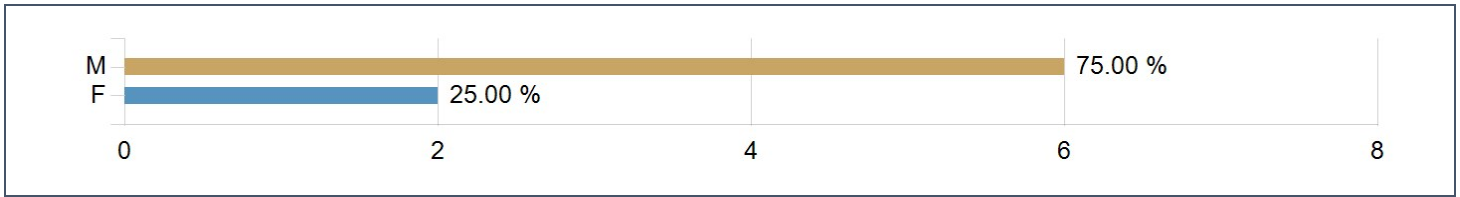


(HSS-05) Comments about Course ENGL 1051 (section 004): SPK ENGL INT GRD AST

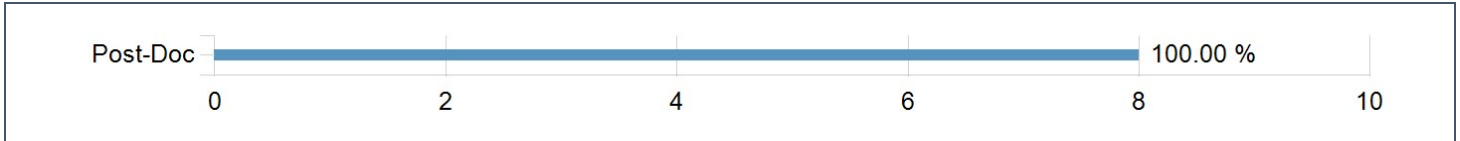
| Comments |
|--|
| I did learn something. |
| This course seems to motivate us to learn the teaching skills, so the oral English expression is less than my expectation. |
| Hope he could continue doing well at LSU |

Demographic Information

Gender



Classification



Primary Major

