



# Report for ENGL 1051 (section 002): SPK ENGL INT GRD AST Adam Agostinelli - Fall 2018

Project Title: **LSU Course Evaluation - Fall 2018**

Project Audience: **5**

Responses Received: **5**

Response Ratio: **100%**

---

Creation Date: **Fri, Dec 14, 2018**

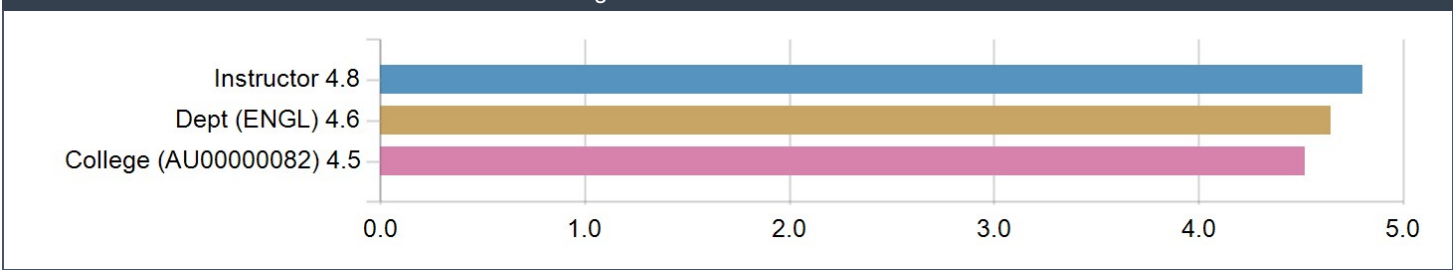


## Instructor Feedback

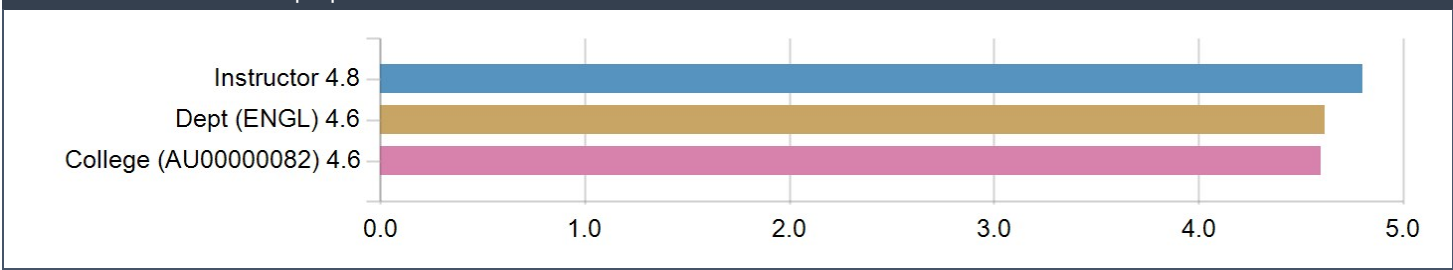
### (HSS-01) Feedback for Instructor Adam Agostinelli:



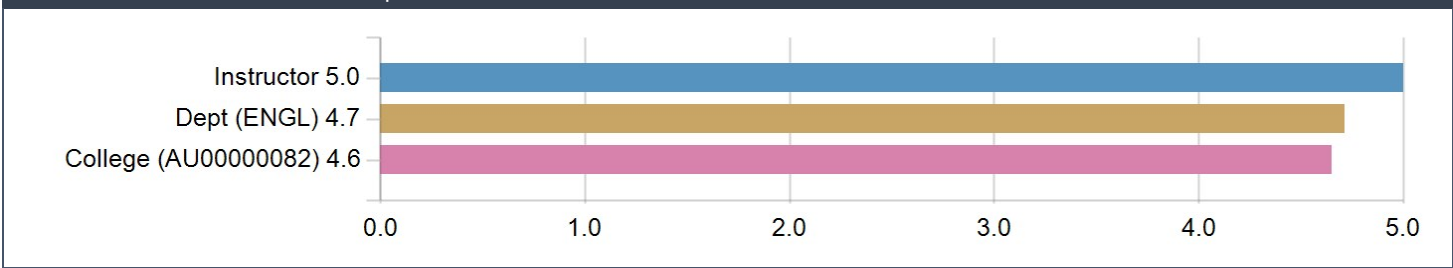
5. The instructor was concerned about student learning.



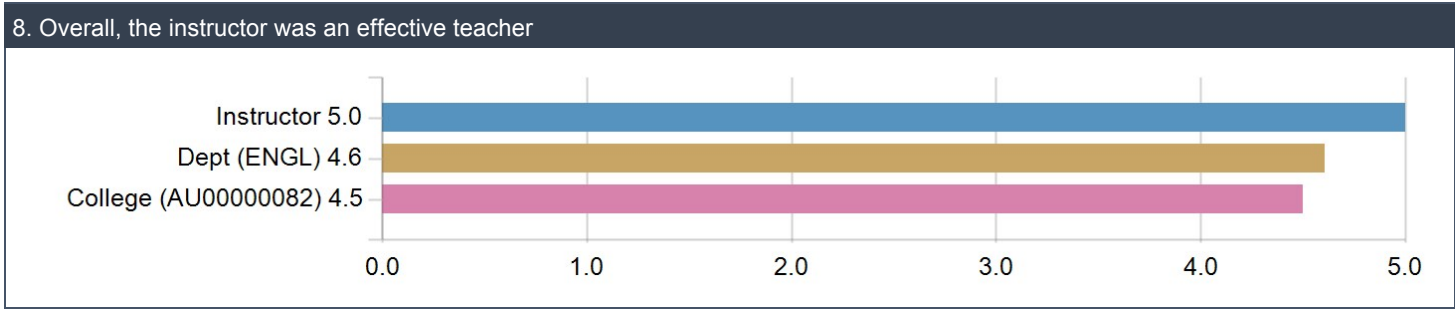
6. The instructor was well prepared for each class



7. The instructor demonstrated respect for the students



**(HSS-01) Feedback for Instructor Adam Agostinelli: (continued)**



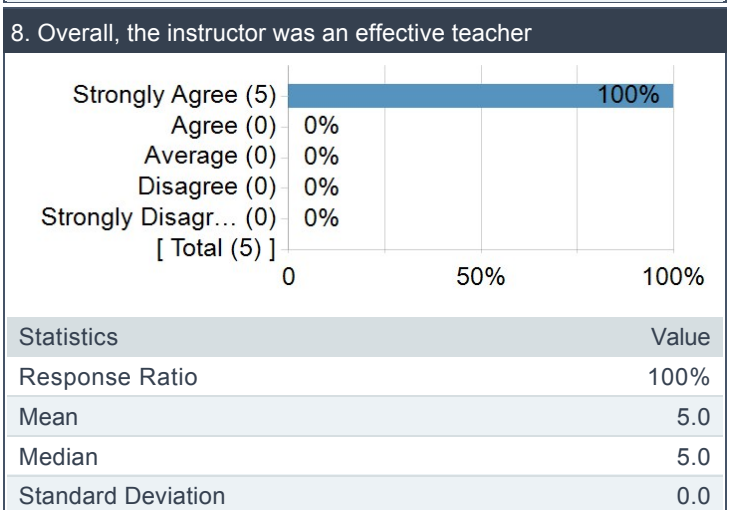
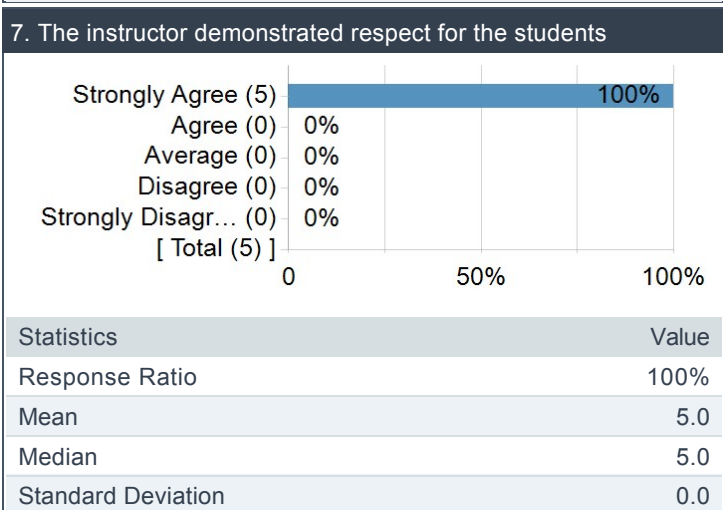
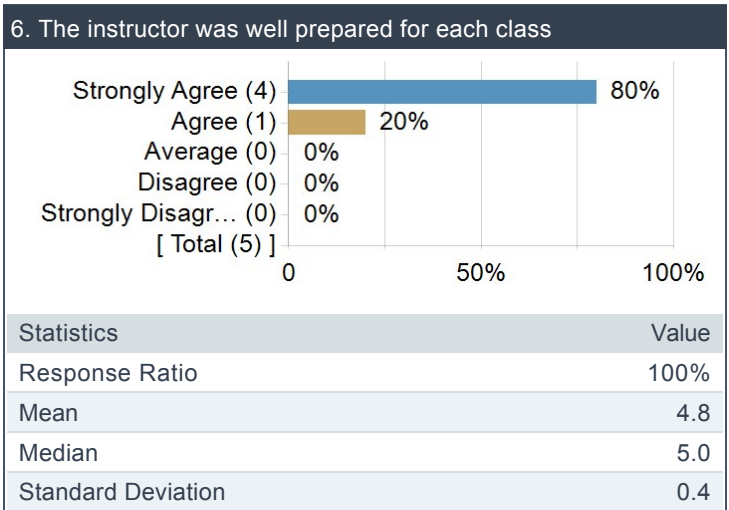
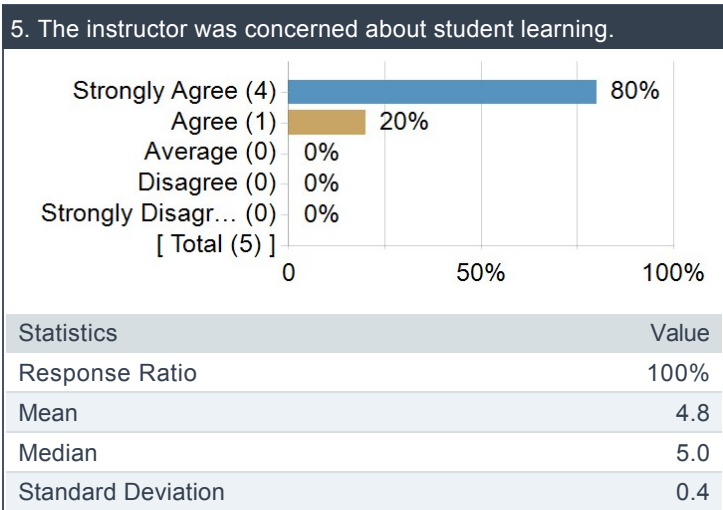
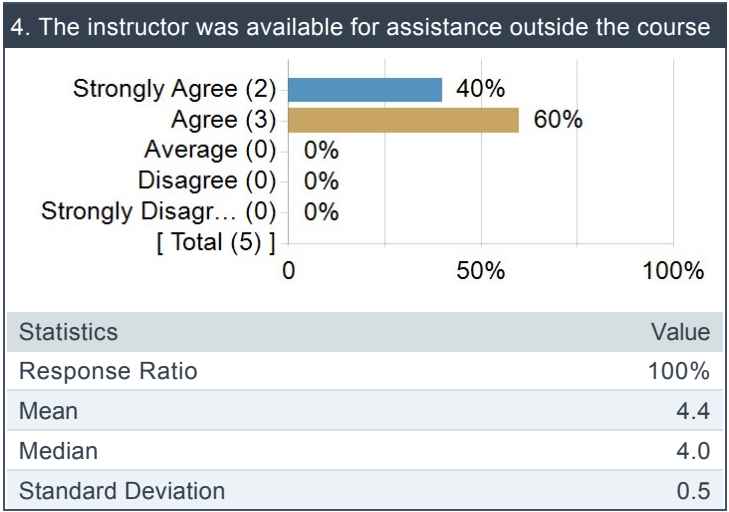
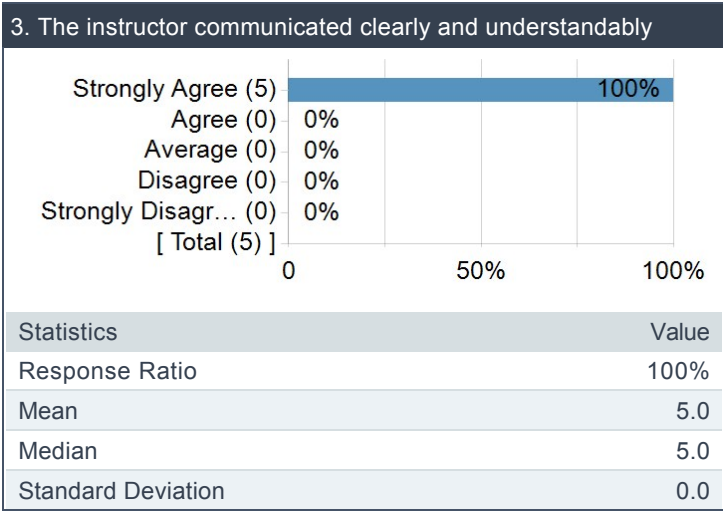
**(HSS-01) Feedback for Instructor Adam Agostinelli:**

	RespCount	SA	A	Av	D	SD	Freq(N/A)	Mean	STD
The instructor clearly communicated the learning objectives of the course	5	100 %	0 %	0 %	0 %	0 %	0	5.0	0.0
The instructor motivated me to do my best	5	100 %	0 %	0 %	0 %	0 %	0	5.0	0.0
The instructor communicated clearly and understandably	5	100 %	0 %	0 %	0 %	0 %	0	5.0	0.0
The instructor was available for assistance outside the course	5	40 %	60 %	0 %	0 %	0 %	0	4.4	0.5
The instructor was concerned about student learning.	5	80 %	20 %	0 %	0 %	0 %	0	4.8	0.4
The instructor was well prepared for each class	5	80 %	20 %	0 %	0 %	0 %	0	4.8	0.4
The instructor demonstrated respect for the students	5	100 %	0 %	0 %	0 %	0 %	0	5.0	0.0
Overall, the instructor was an effective teacher	5	100 %	0 %	0 %	0 %	0 %	0	5.0	0.0

**(HSS-01) Feedback for Instructor Adam Agostinelli:**

summary of all questions in this section	Value
Mean	4.9
Median	5.0
Standard Deviation	0.3

<p><b>1. The instructor clearly communicated the learning objectives of the course</b></p> <table border="1"> <thead> <tr> <th>Response</th> <th>Count</th> <th>Percentage</th> </tr> </thead> <tbody> <tr> <td>Strongly Agree (5)</td> <td>5</td> <td>100%</td> </tr> <tr> <td>Agree (0)</td> <td>0</td> <td>0%</td> </tr> <tr> <td>Average (0)</td> <td>0</td> <td>0%</td> </tr> <tr> <td>Disagree (0)</td> <td>0</td> <td>0%</td> </tr> <tr> <td>Strongly Disagr... (0)</td> <td>0</td> <td>0%</td> </tr> <tr> <td>[ Total (5) ]</td> <td>5</td> <td></td> </tr> </tbody> </table> <table border="1"> <thead> <tr> <th>Statistics</th> <th>Value</th> </tr> </thead> <tbody> <tr> <td>Response Ratio</td> <td>100%</td> </tr> <tr> <td>Mean</td> <td>5.0</td> </tr> <tr> <td>Median</td> <td>5.0</td> </tr> <tr> <td>Standard Deviation</td> <td>0.0</td> </tr> </tbody> </table>	Response	Count	Percentage	Strongly Agree (5)	5	100%	Agree (0)	0	0%	Average (0)	0	0%	Disagree (0)	0	0%	Strongly Disagr... (0)	0	0%	[ Total (5) ]	5		Statistics	Value	Response Ratio	100%	Mean	5.0	Median	5.0	Standard Deviation	0.0	<p><b>2. The instructor motivated me to do my best</b></p> <table border="1"> <thead> <tr> <th>Response</th> <th>Count</th> <th>Percentage</th> </tr> </thead> <tbody> <tr> <td>Strongly Agree (5)</td> <td>5</td> <td>100%</td> </tr> <tr> <td>Agree (0)</td> <td>0</td> <td>0%</td> </tr> <tr> <td>Average (0)</td> <td>0</td> <td>0%</td> </tr> <tr> <td>Disagree (0)</td> <td>0</td> <td>0%</td> </tr> <tr> <td>Strongly Disagr... (0)</td> <td>0</td> <td>0%</td> </tr> <tr> <td>[ Total (5) ]</td> <td>5</td> <td></td> </tr> </tbody> </table> <table border="1"> <thead> <tr> <th>Statistics</th> <th>Value</th> </tr> </thead> <tbody> <tr> <td>Response Ratio</td> <td>100%</td> </tr> <tr> <td>Mean</td> <td>5.0</td> </tr> <tr> <td>Median</td> <td>5.0</td> </tr> <tr> <td>Standard Deviation</td> <td>0.0</td> </tr> </tbody> </table>	Response	Count	Percentage	Strongly Agree (5)	5	100%	Agree (0)	0	0%	Average (0)	0	0%	Disagree (0)	0	0%	Strongly Disagr... (0)	0	0%	[ Total (5) ]	5		Statistics	Value	Response Ratio	100%	Mean	5.0	Median	5.0	Standard Deviation	0.0
Response	Count	Percentage																																																													
Strongly Agree (5)	5	100%																																																													
Agree (0)	0	0%																																																													
Average (0)	0	0%																																																													
Disagree (0)	0	0%																																																													
Strongly Disagr... (0)	0	0%																																																													
[ Total (5) ]	5																																																														
Statistics	Value																																																														
Response Ratio	100%																																																														
Mean	5.0																																																														
Median	5.0																																																														
Standard Deviation	0.0																																																														
Response	Count	Percentage																																																													
Strongly Agree (5)	5	100%																																																													
Agree (0)	0	0%																																																													
Average (0)	0	0%																																																													
Disagree (0)	0	0%																																																													
Strongly Disagr... (0)	0	0%																																																													
[ Total (5) ]	5																																																														
Statistics	Value																																																														
Response Ratio	100%																																																														
Mean	5.0																																																														
Median	5.0																																																														
Standard Deviation	0.0																																																														

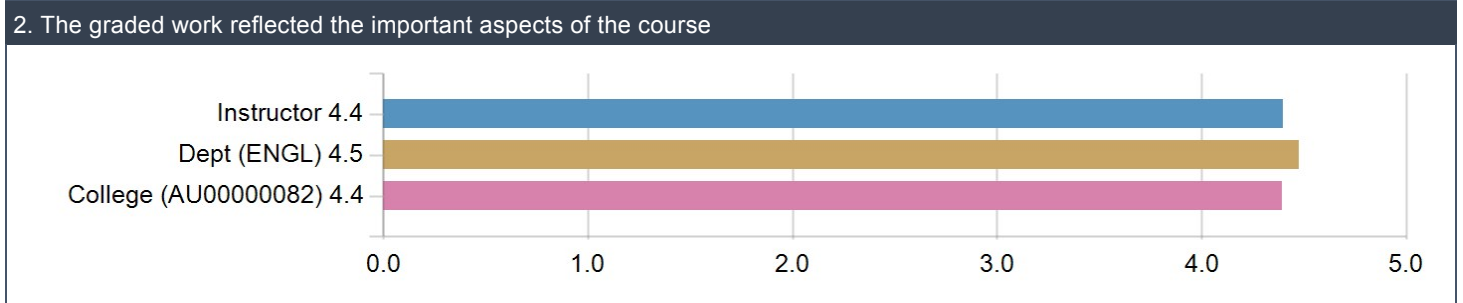
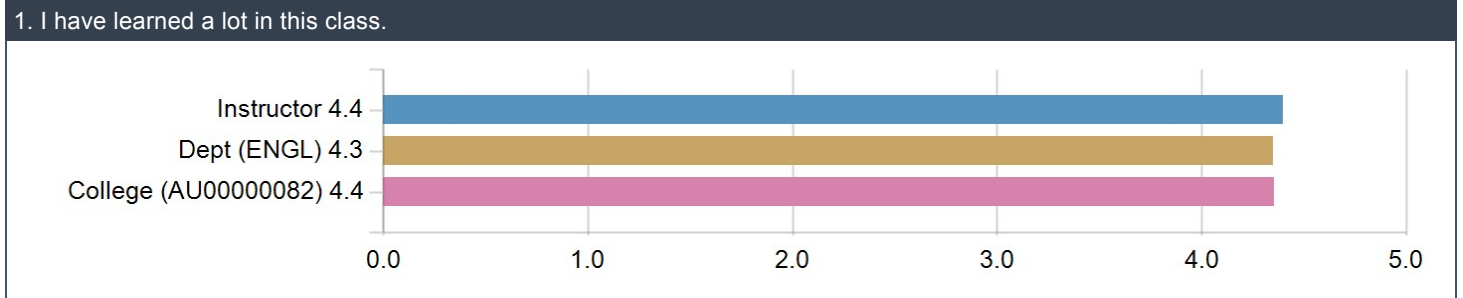
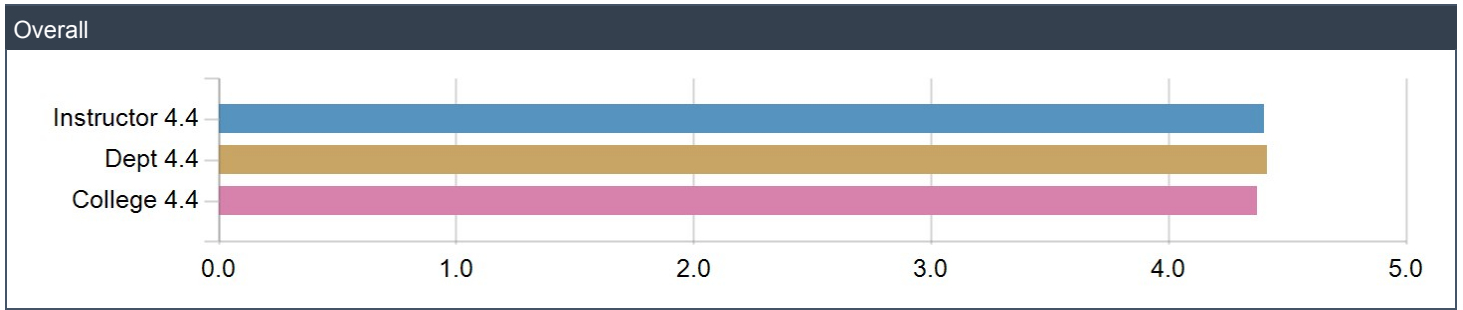


**(HSS-02) Comments for Instructor Adam Agostinelli**

Comments
Very nice and patient teacher.
Adam is a nice instructor. He helped us understand the American culture in many ways. He respects his students and considers the barriers well.
N/A

## Course Feedback

### (HSS-03) Feedback about Course ENGL 1051 (section 002): SPK ENGL INT GRD AST:



### (HSS-03) Feedback about Course ENGL 1051 (section 002): SPK ENGL INT GRD AST:

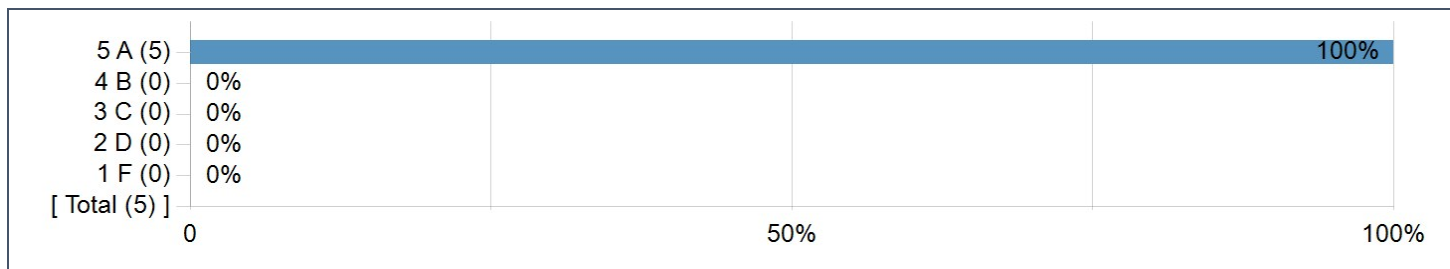
	Resp	%	Mean	SA	A	Av	D	SD	Freq(N/A)
I have learned a lot in this class.	5	100 %	4.4	2	3	0	0	0	0
The graded work reflected the important aspects of the course	5	100 %	4.4	3	1	1	0	0	0

**(HSS-03) Feedback about Course ENGL 1051 (section 002): SPK ENGL INT GRD AST:**

Competency Statistics		Value
Mean		4.4
Median		4.5
Standard Deviation		0.7

1. I have learned a lot in this class.		2. The graded work reflected the important aspects of the course	
Statistics	Value	Statistics	Value
Response Count	5	Response Count	5
Mean	4.4	Mean	4.4
Median	4.0	Median	5.0
Standard Deviation	0.5	Standard Deviation	0.9

**(HSS-04)What is your expected grade in this course?**

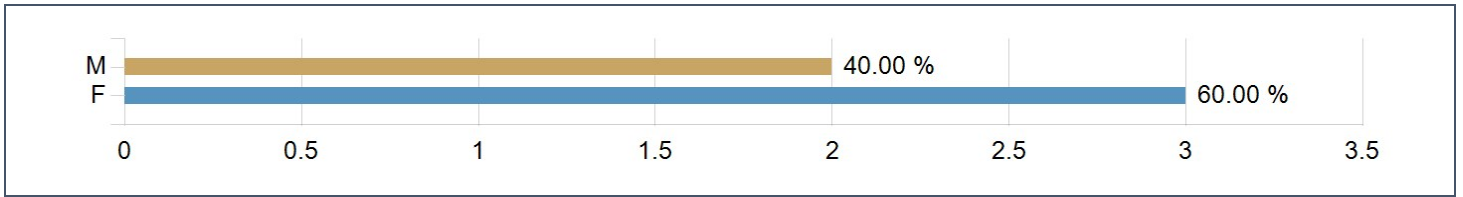


**(HSS-05) Comments about Course ENGL 1051 (section 002): SPK ENGL INT GRD AST**

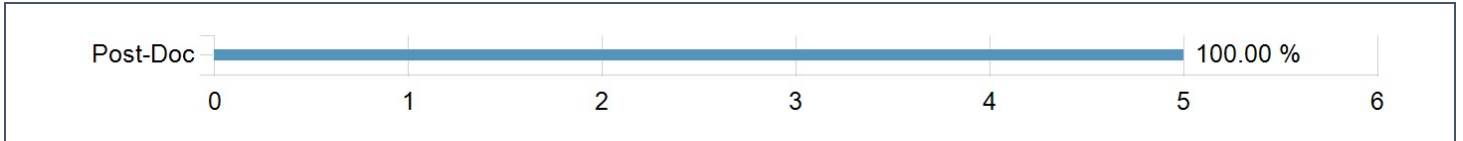
Comments
A good course to help international students with English.
N/A

## Demographic Information

### Gender



### Classification



### Primary Major

