



Report for ENGL 1000 (section 004): ENGL COMPOSITION Adam Agostinelli - Fall 2018

Project Title: **LSU Course Evaluation - Fall 2018**

Project Audience: **15**

Responses Received: **13**

Response Ratio: **87%**

Creation Date: **Fri, Dec 14, 2018**

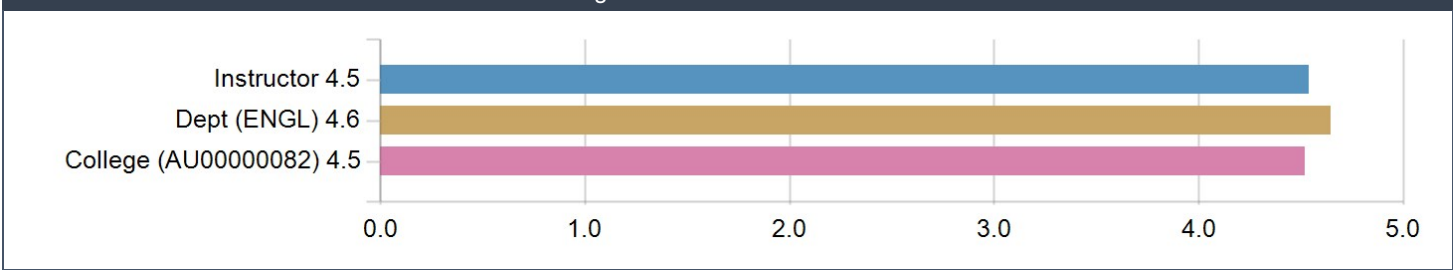


Instructor Feedback

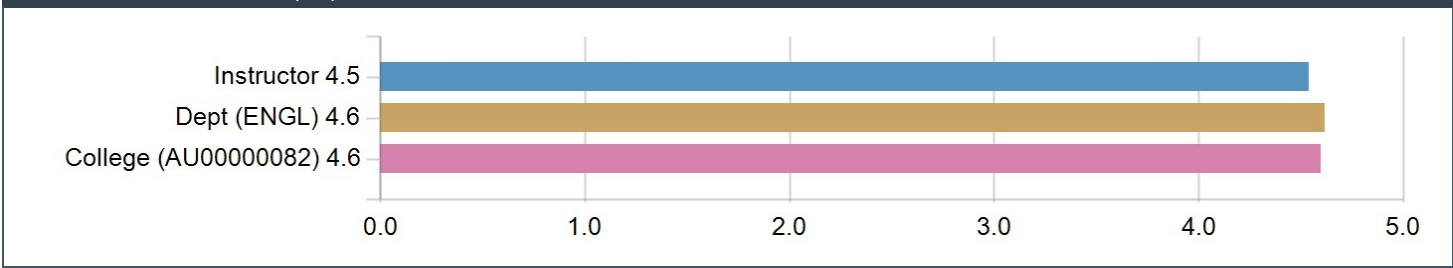
(HSS-01) Feedback for Instructor Adam Agostinelli:



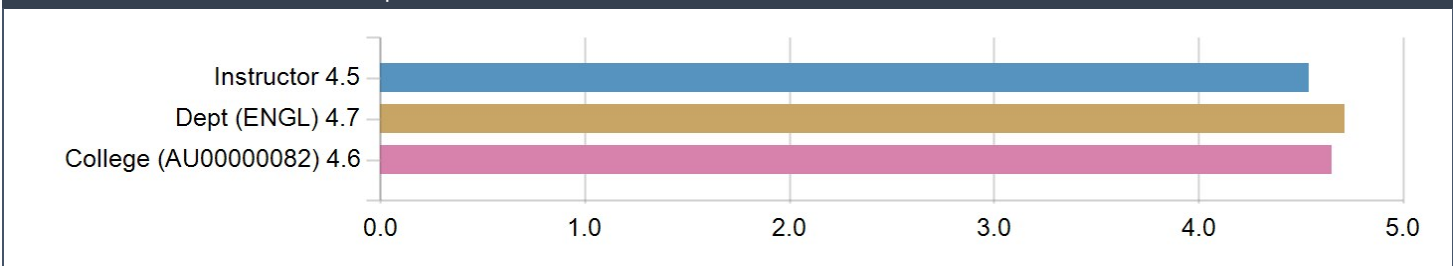
5. The instructor was concerned about student learning.



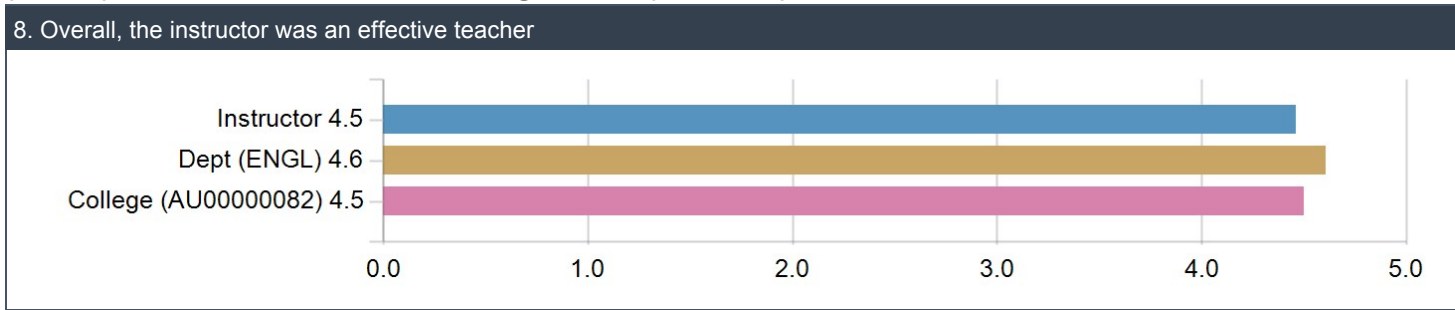
6. The instructor was well prepared for each class



7. The instructor demonstrated respect for the students



(HSS-01) Feedback for Instructor Adam Agostinelli: (continued)



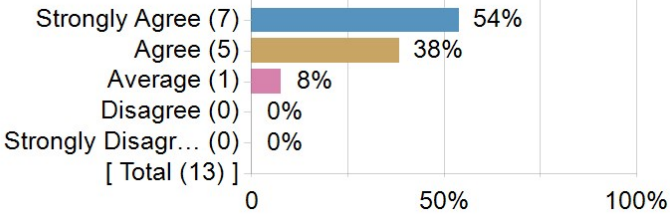
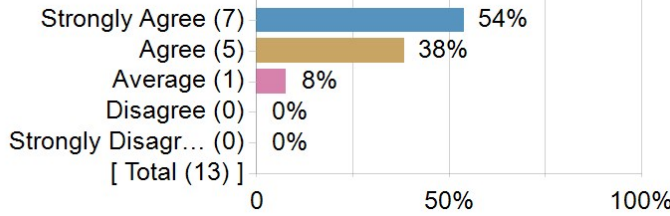
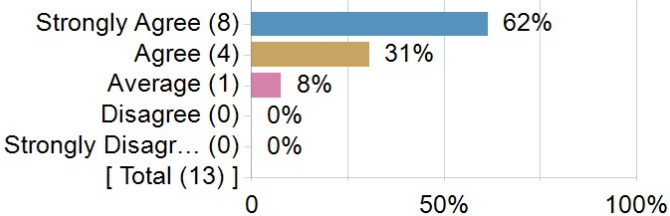
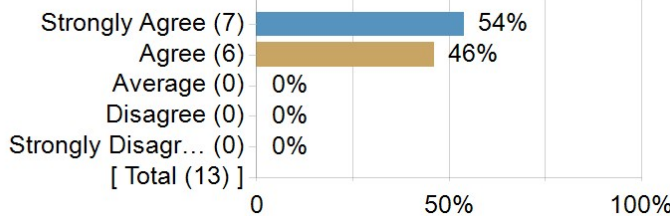
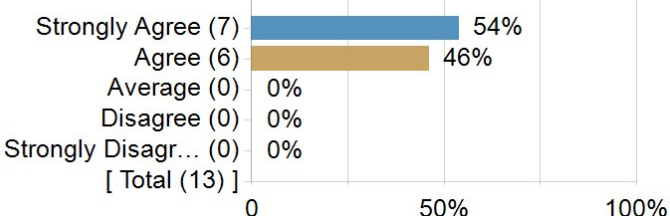
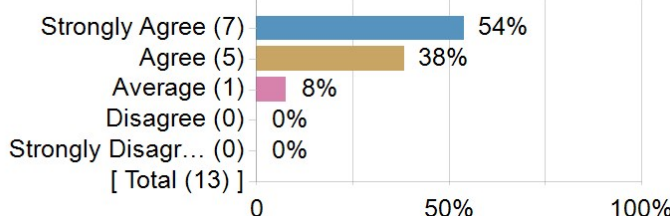
(HSS-01) Feedback for Instructor Adam Agostinelli:

	RespCount	SA	A	Av	D	SD	Freq(N/A)	Mean	STD
The instructor clearly communicated the learning objectives of the course	13	54 %	31 %	15 %	0 %	0 %	0	4.4	0.8
The instructor motivated me to do my best	13	54 %	38 %	8 %	0 %	0 %	0	4.5	0.7
The instructor communicated clearly and understandably	13	54 %	38 %	8 %	0 %	0 %	0	4.5	0.7
The instructor was available for assistance outside the course	13	54 %	38 %	8 %	0 %	0 %	0	4.5	0.7
The instructor was concerned about student learning.	13	62 %	31 %	8 %	0 %	0 %	0	4.5	0.7
The instructor was well prepared for each class	13	54 %	46 %	0 %	0 %	0 %	0	4.5	0.5
The instructor demonstrated respect for the students	13	54 %	46 %	0 %	0 %	0 %	0	4.5	0.5
Overall, the instructor was an effective teacher	13	54 %	38 %	8 %	0 %	0 %	0	4.5	0.7

(HSS-01) Feedback for Instructor Adam Agostinelli:

summary of all questions in this section	Value
Mean	4.5
Median	5.0
Standard Deviation	0.6

<p>1. The instructor clearly communicated the learning objectives of the course</p> <table border="1"> <thead> <tr> <th>Statistics</th> <th>Value</th> </tr> </thead> <tbody> <tr> <td>Response Ratio</td> <td>87%</td> </tr> <tr> <td>Mean</td> <td>4.4</td> </tr> <tr> <td>Median</td> <td>5.0</td> </tr> <tr> <td>Standard Deviation</td> <td>0.8</td> </tr> </tbody> </table>	Statistics	Value	Response Ratio	87%	Mean	4.4	Median	5.0	Standard Deviation	0.8	<p>2. The instructor motivated me to do my best</p> <table border="1"> <thead> <tr> <th>Statistics</th> <th>Value</th> </tr> </thead> <tbody> <tr> <td>Response Ratio</td> <td>87%</td> </tr> <tr> <td>Mean</td> <td>4.5</td> </tr> <tr> <td>Median</td> <td>5.0</td> </tr> <tr> <td>Standard Deviation</td> <td>0.7</td> </tr> </tbody> </table>	Statistics	Value	Response Ratio	87%	Mean	4.5	Median	5.0	Standard Deviation	0.7
Statistics	Value																				
Response Ratio	87%																				
Mean	4.4																				
Median	5.0																				
Standard Deviation	0.8																				
Statistics	Value																				
Response Ratio	87%																				
Mean	4.5																				
Median	5.0																				
Standard Deviation	0.7																				

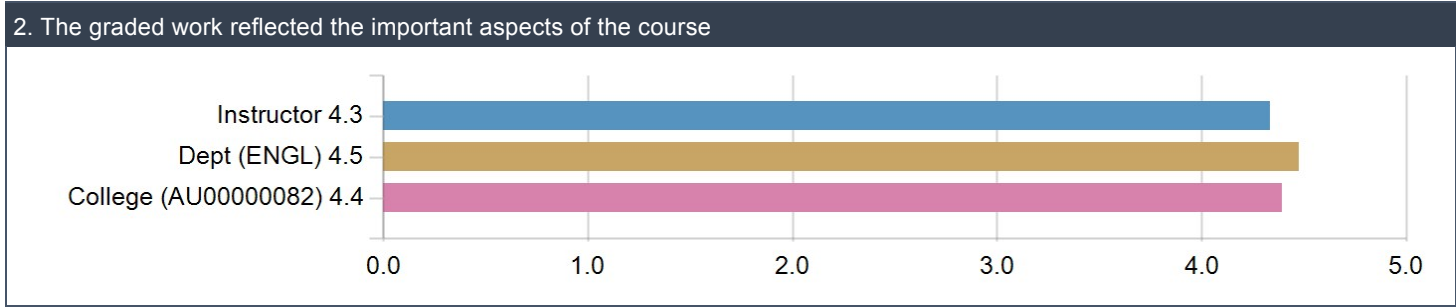
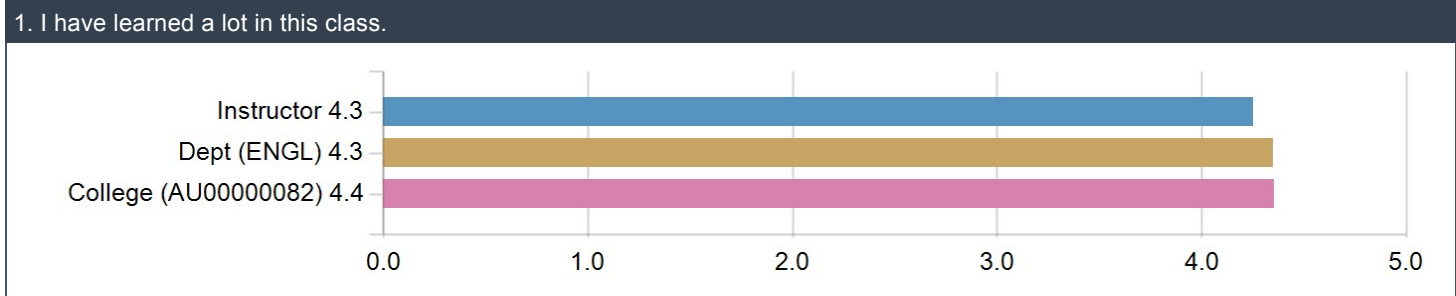
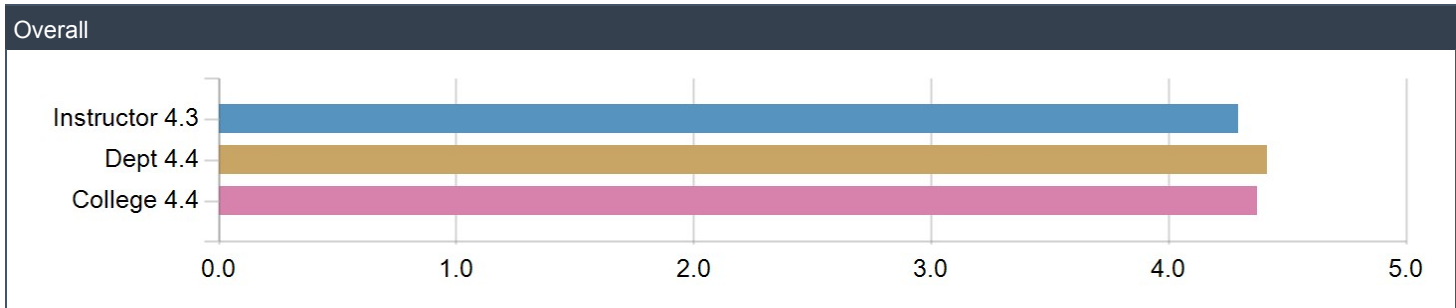
<p>3. The instructor communicated clearly and understandably</p>  <table border="1" data-bbox="102 415 797 604"> <thead> <tr> <th>Statistics</th> <th>Value</th> </tr> </thead> <tbody> <tr> <td>Response Ratio</td> <td>87%</td> </tr> <tr> <td>Mean</td> <td>4.5</td> </tr> <tr> <td>Median</td> <td>5.0</td> </tr> <tr> <td>Standard Deviation</td> <td>0.7</td> </tr> </tbody> </table>	Statistics	Value	Response Ratio	87%	Mean	4.5	Median	5.0	Standard Deviation	0.7	<p>4. The instructor was available for assistance outside the course</p>  <table border="1" data-bbox="823 415 1518 604"> <thead> <tr> <th>Statistics</th> <th>Value</th> </tr> </thead> <tbody> <tr> <td>Response Ratio</td> <td>87%</td> </tr> <tr> <td>Mean</td> <td>4.5</td> </tr> <tr> <td>Median</td> <td>5.0</td> </tr> <tr> <td>Standard Deviation</td> <td>0.7</td> </tr> </tbody> </table>	Statistics	Value	Response Ratio	87%	Mean	4.5	Median	5.0	Standard Deviation	0.7
Statistics	Value																				
Response Ratio	87%																				
Mean	4.5																				
Median	5.0																				
Standard Deviation	0.7																				
Statistics	Value																				
Response Ratio	87%																				
Mean	4.5																				
Median	5.0																				
Standard Deviation	0.7																				
<p>5. The instructor was concerned about student learning.</p>  <table border="1" data-bbox="102 921 797 1110"> <thead> <tr> <th>Statistics</th> <th>Value</th> </tr> </thead> <tbody> <tr> <td>Response Ratio</td> <td>87%</td> </tr> <tr> <td>Mean</td> <td>4.5</td> </tr> <tr> <td>Median</td> <td>5.0</td> </tr> <tr> <td>Standard Deviation</td> <td>0.7</td> </tr> </tbody> </table>	Statistics	Value	Response Ratio	87%	Mean	4.5	Median	5.0	Standard Deviation	0.7	<p>6. The instructor was well prepared for each class</p>  <table border="1" data-bbox="823 921 1518 1110"> <thead> <tr> <th>Statistics</th> <th>Value</th> </tr> </thead> <tbody> <tr> <td>Response Ratio</td> <td>87%</td> </tr> <tr> <td>Mean</td> <td>4.5</td> </tr> <tr> <td>Median</td> <td>5.0</td> </tr> <tr> <td>Standard Deviation</td> <td>0.5</td> </tr> </tbody> </table>	Statistics	Value	Response Ratio	87%	Mean	4.5	Median	5.0	Standard Deviation	0.5
Statistics	Value																				
Response Ratio	87%																				
Mean	4.5																				
Median	5.0																				
Standard Deviation	0.7																				
Statistics	Value																				
Response Ratio	87%																				
Mean	4.5																				
Median	5.0																				
Standard Deviation	0.5																				
<p>7. The instructor demonstrated respect for the students</p>  <table border="1" data-bbox="102 1428 797 1617"> <thead> <tr> <th>Statistics</th> <th>Value</th> </tr> </thead> <tbody> <tr> <td>Response Ratio</td> <td>87%</td> </tr> <tr> <td>Mean</td> <td>4.5</td> </tr> <tr> <td>Median</td> <td>5.0</td> </tr> <tr> <td>Standard Deviation</td> <td>0.5</td> </tr> </tbody> </table>	Statistics	Value	Response Ratio	87%	Mean	4.5	Median	5.0	Standard Deviation	0.5	<p>8. Overall, the instructor was an effective teacher</p>  <table border="1" data-bbox="823 1428 1518 1617"> <thead> <tr> <th>Statistics</th> <th>Value</th> </tr> </thead> <tbody> <tr> <td>Response Ratio</td> <td>87%</td> </tr> <tr> <td>Mean</td> <td>4.5</td> </tr> <tr> <td>Median</td> <td>5.0</td> </tr> <tr> <td>Standard Deviation</td> <td>0.7</td> </tr> </tbody> </table>	Statistics	Value	Response Ratio	87%	Mean	4.5	Median	5.0	Standard Deviation	0.7
Statistics	Value																				
Response Ratio	87%																				
Mean	4.5																				
Median	5.0																				
Standard Deviation	0.5																				
Statistics	Value																				
Response Ratio	87%																				
Mean	4.5																				
Median	5.0																				
Standard Deviation	0.7																				

(HSS-02) Comments for Instructor Adam Agostinelli

Comments
His major strength is that he always prepared class well, and he always put all the assignment's instruction in the Moodle.
ALL is pretty will, I love his class so much.

Course Feedback

(HSS-03) Feedback about Course ENGL 1000 (section 004): ENGL COMPOSITION:

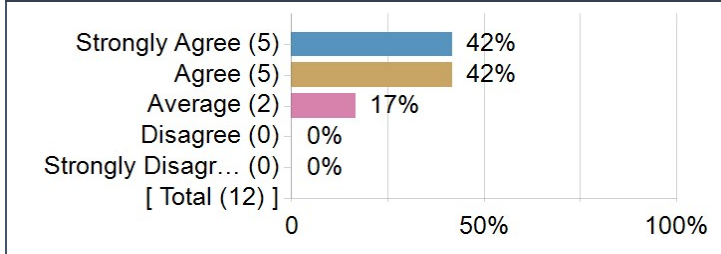
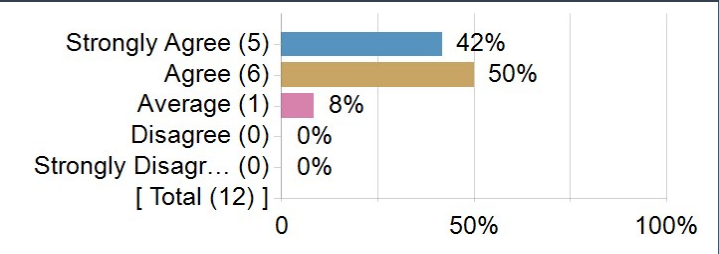


(HSS-03) Feedback about Course ENGL 1000 (section 004): ENGL COMPOSITION:

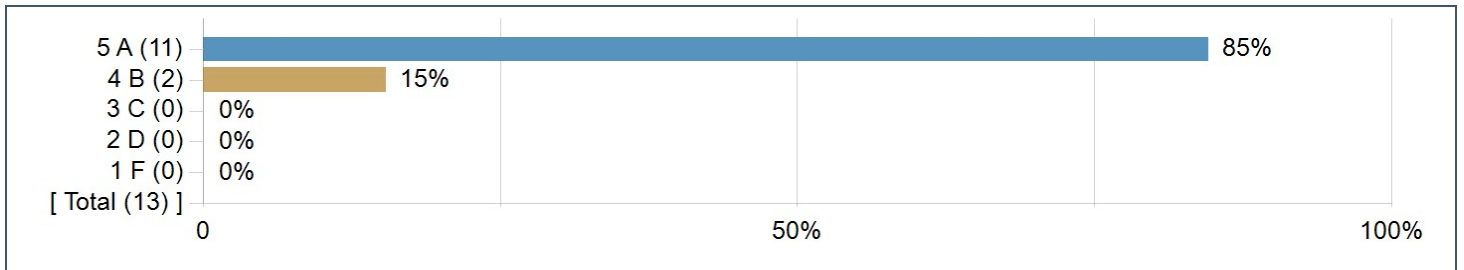
	Resp	%	Mean	SA	A	Av	D	SD	Freq(N/A)
I have learned a lot in this class.	12	80 %	4.3	5	5	2	0	0	0
The graded work reflected the important aspects of the course	12	80 %	4.3	5	6	1	0	0	0

(HSS-03) Feedback about Course ENGL 1000 (section 004): ENGL COMPOSITION:

Competency Statistics	Value
Mean	4.3
Median	4.0
Standard Deviation	0.7

1. I have learned a lot in this class.	2. The graded work reflected the important aspects of the course																				
																					
<table border="1"> <thead> <tr> <th>Statistics</th> <th>Value</th> </tr> </thead> <tbody> <tr> <td>Response Count</td> <td>12</td> </tr> <tr> <td>Mean</td> <td>4.3</td> </tr> <tr> <td>Median</td> <td>4.0</td> </tr> <tr> <td>Standard Deviation</td> <td>0.8</td> </tr> </tbody> </table>	Statistics	Value	Response Count	12	Mean	4.3	Median	4.0	Standard Deviation	0.8	<table border="1"> <thead> <tr> <th>Statistics</th> <th>Value</th> </tr> </thead> <tbody> <tr> <td>Response Count</td> <td>12</td> </tr> <tr> <td>Mean</td> <td>4.3</td> </tr> <tr> <td>Median</td> <td>4.0</td> </tr> <tr> <td>Standard Deviation</td> <td>0.7</td> </tr> </tbody> </table>	Statistics	Value	Response Count	12	Mean	4.3	Median	4.0	Standard Deviation	0.7
Statistics	Value																				
Response Count	12																				
Mean	4.3																				
Median	4.0																				
Standard Deviation	0.8																				
Statistics	Value																				
Response Count	12																				
Mean	4.3																				
Median	4.0																				
Standard Deviation	0.7																				

(HSS-04)What is your expected grade in this course?

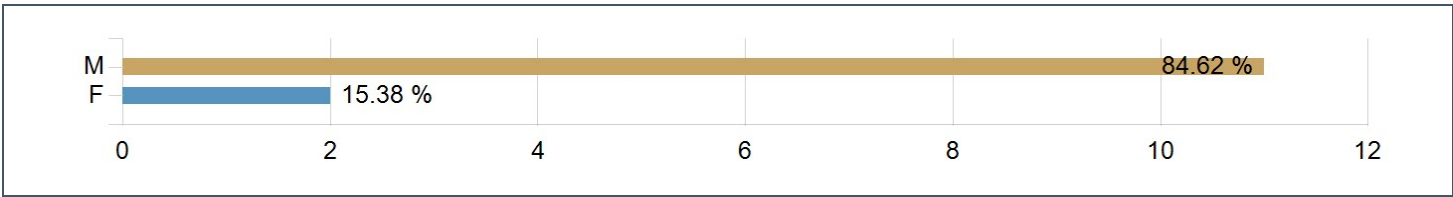


(HSS-05) Comments about Course ENGL 1000 (section 004): ENGL COMPOSITION

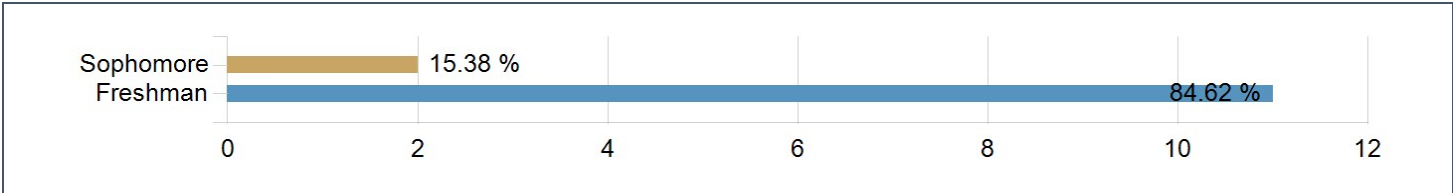
Comments
I have learned something in this class, it's a good review for my English skills.
Overall it's good, but the connection between the course and textbook is not that much. Even the textbook has a useful information we didn't go through it.

Demographic Information

Gender



Classification



Primary Major

