



Report for ENGL 1000 (section 003): ENGL COMPOSITION Adam Agostinelli - Fall 2018

Project Title: **LSU Course Evaluation - Fall 2018**

Project Audience: **20**

Responses Received: **19**

Response Ratio: **95%**

Creation Date: **Fri, Dec 14, 2018**

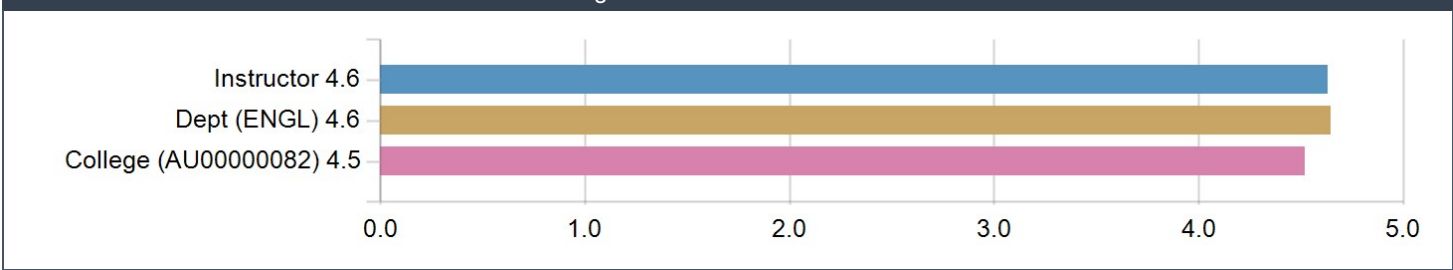


Instructor Feedback

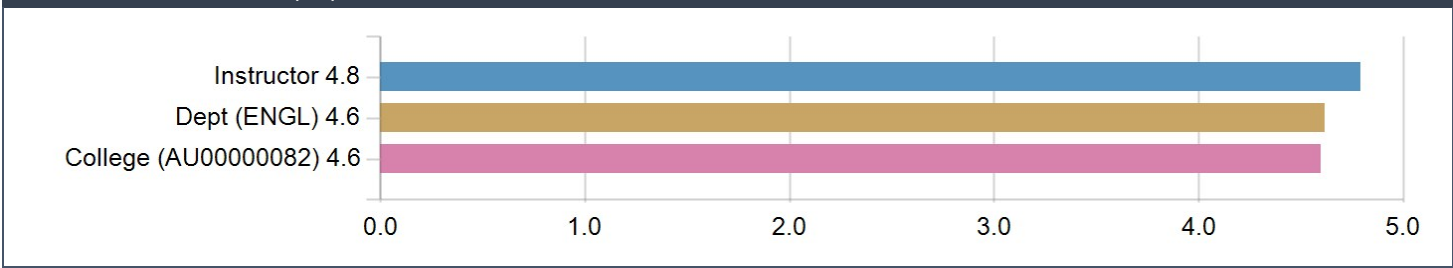
(HSS-01) Feedback for Instructor Adam Agostinelli:



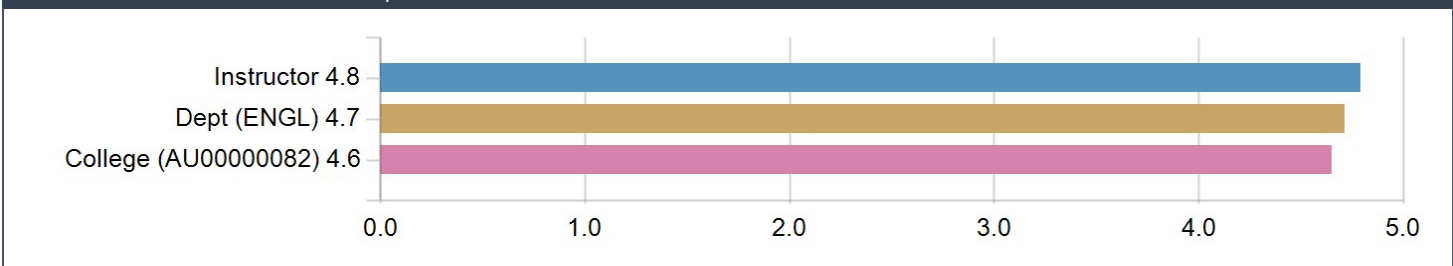
5. The instructor was concerned about student learning.



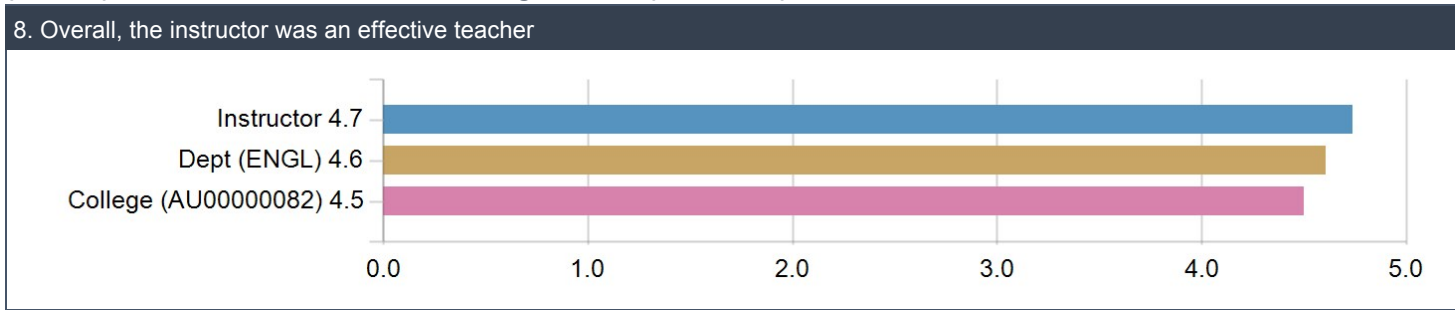
6. The instructor was well prepared for each class



7. The instructor demonstrated respect for the students



(HSS-01) Feedback for Instructor Adam Agostinelli: (continued)



(HSS-01) Feedback for Instructor Adam Agostinelli:

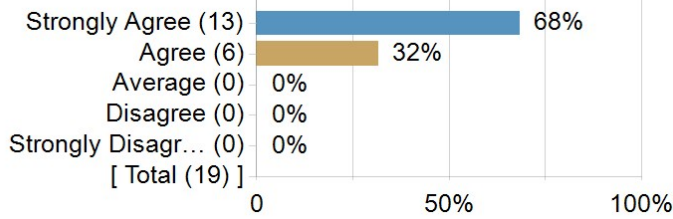
	RespCount	SA	A	Av	D	SD	Freq(N/A)	Mean	STD
The instructor clearly communicated the learning objectives of the course	19	74 %	26 %	0 %	0 %	0 %	0	4.7	0.5
The instructor motivated me to do my best	19	68 %	32 %	0 %	0 %	0 %	0	4.7	0.5
The instructor communicated clearly and understandably	19	68 %	32 %	0 %	0 %	0 %	0	4.7	0.5
The instructor was available for assistance outside the course	19	68 %	26 %	5 %	0 %	0 %	0	4.6	0.6
The instructor was concerned about student learning.	19	63 %	37 %	0 %	0 %	0 %	0	4.6	0.5
The instructor was well prepared for each class	19	79 %	21 %	0 %	0 %	0 %	0	4.8	0.4
The instructor demonstrated respect for the students	19	79 %	21 %	0 %	0 %	0 %	0	4.8	0.4
Overall, the instructor was an effective teacher	19	74 %	26 %	0 %	0 %	0 %	0	4.7	0.5

(HSS-01) Feedback for Instructor Adam Agostinelli:

summary of all questions in this section	Value
Mean	4.7
Median	5.0
Standard Deviation	0.5

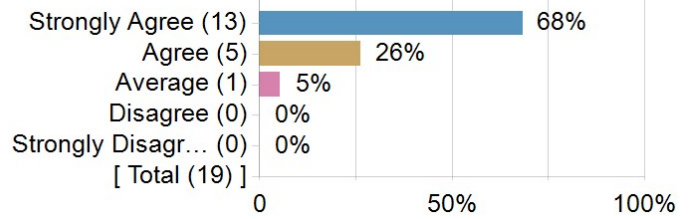
<p>1. The instructor clearly communicated the learning objectives of the course</p> <table border="1"> <thead> <tr> <th>Response</th> <th>Count</th> <th>Percentage</th> </tr> </thead> <tbody> <tr> <td>Strongly Agree</td> <td>14</td> <td>74%</td> </tr> <tr> <td>Agree</td> <td>5</td> <td>26%</td> </tr> <tr> <td>Average</td> <td>0</td> <td>0%</td> </tr> <tr> <td>Disagree</td> <td>0</td> <td>0%</td> </tr> <tr> <td>Strongly Disagr...</td> <td>0</td> <td>0%</td> </tr> <tr> <td>[Total (19)]</td> <td></td> <td></td> </tr> </tbody> </table> <table border="1"> <thead> <tr> <th>Statistics</th> <th>Value</th> </tr> </thead> <tbody> <tr> <td>Response Ratio</td> <td>95%</td> </tr> <tr> <td>Mean</td> <td>4.7</td> </tr> <tr> <td>Median</td> <td>5.0</td> </tr> <tr> <td>Standard Deviation</td> <td>0.5</td> </tr> </tbody> </table>	Response	Count	Percentage	Strongly Agree	14	74%	Agree	5	26%	Average	0	0%	Disagree	0	0%	Strongly Disagr...	0	0%	[Total (19)]			Statistics	Value	Response Ratio	95%	Mean	4.7	Median	5.0	Standard Deviation	0.5	<p>2. The instructor motivated me to do my best</p> <table border="1"> <thead> <tr> <th>Response</th> <th>Count</th> <th>Percentage</th> </tr> </thead> <tbody> <tr> <td>Strongly Agree</td> <td>13</td> <td>68%</td> </tr> <tr> <td>Agree</td> <td>6</td> <td>32%</td> </tr> <tr> <td>Average</td> <td>0</td> <td>0%</td> </tr> <tr> <td>Disagree</td> <td>0</td> <td>0%</td> </tr> <tr> <td>Strongly Disagr...</td> <td>0</td> <td>0%</td> </tr> <tr> <td>[Total (19)]</td> <td></td> <td></td> </tr> </tbody> </table> <table border="1"> <thead> <tr> <th>Statistics</th> <th>Value</th> </tr> </thead> <tbody> <tr> <td>Response Ratio</td> <td>95%</td> </tr> <tr> <td>Mean</td> <td>4.7</td> </tr> <tr> <td>Median</td> <td>5.0</td> </tr> <tr> <td>Standard Deviation</td> <td>0.5</td> </tr> </tbody> </table>	Response	Count	Percentage	Strongly Agree	13	68%	Agree	6	32%	Average	0	0%	Disagree	0	0%	Strongly Disagr...	0	0%	[Total (19)]			Statistics	Value	Response Ratio	95%	Mean	4.7	Median	5.0	Standard Deviation	0.5
Response	Count	Percentage																																																													
Strongly Agree	14	74%																																																													
Agree	5	26%																																																													
Average	0	0%																																																													
Disagree	0	0%																																																													
Strongly Disagr...	0	0%																																																													
[Total (19)]																																																															
Statistics	Value																																																														
Response Ratio	95%																																																														
Mean	4.7																																																														
Median	5.0																																																														
Standard Deviation	0.5																																																														
Response	Count	Percentage																																																													
Strongly Agree	13	68%																																																													
Agree	6	32%																																																													
Average	0	0%																																																													
Disagree	0	0%																																																													
Strongly Disagr...	0	0%																																																													
[Total (19)]																																																															
Statistics	Value																																																														
Response Ratio	95%																																																														
Mean	4.7																																																														
Median	5.0																																																														
Standard Deviation	0.5																																																														

3. The instructor communicated clearly and understandably



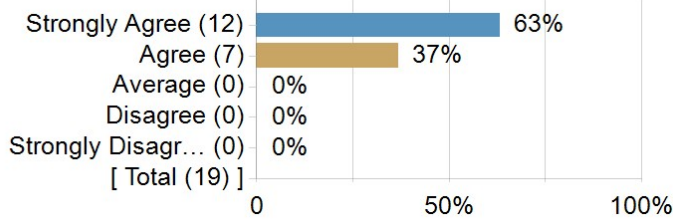
Statistics	Value
Response Ratio	95%
Mean	4.7
Median	5.0
Standard Deviation	0.5

4. The instructor was available for assistance outside the course



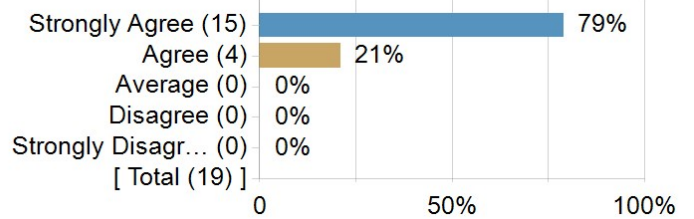
Statistics	Value
Response Ratio	95%
Mean	4.6
Median	5.0
Standard Deviation	0.6

5. The instructor was concerned about student learning.



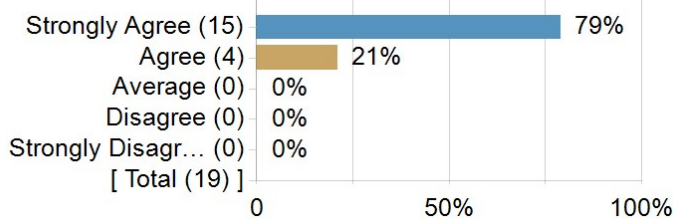
Statistics	Value
Response Ratio	95%
Mean	4.6
Median	5.0
Standard Deviation	0.5

6. The instructor was well prepared for each class



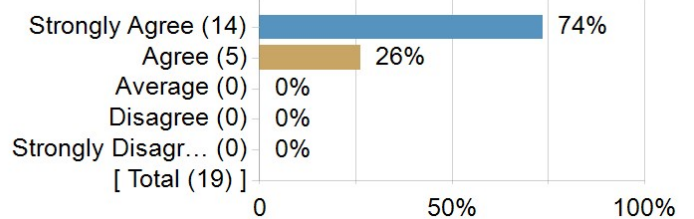
Statistics	Value
Response Ratio	95%
Mean	4.8
Median	5.0
Standard Deviation	0.4

7. The instructor demonstrated respect for the students



Statistics	Value
Response Ratio	95%
Mean	4.8
Median	5.0
Standard Deviation	0.4

8. Overall, the instructor was an effective teacher



Statistics	Value
Response Ratio	95%
Mean	4.7
Median	5.0
Standard Deviation	0.5

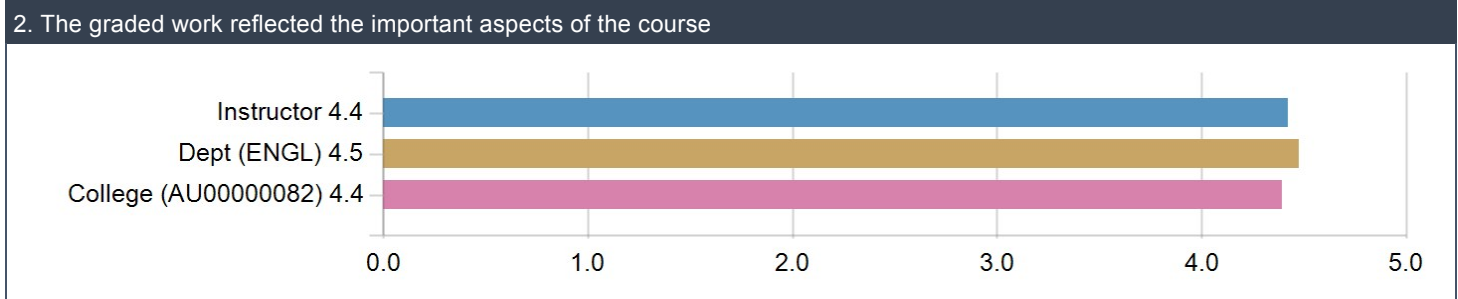
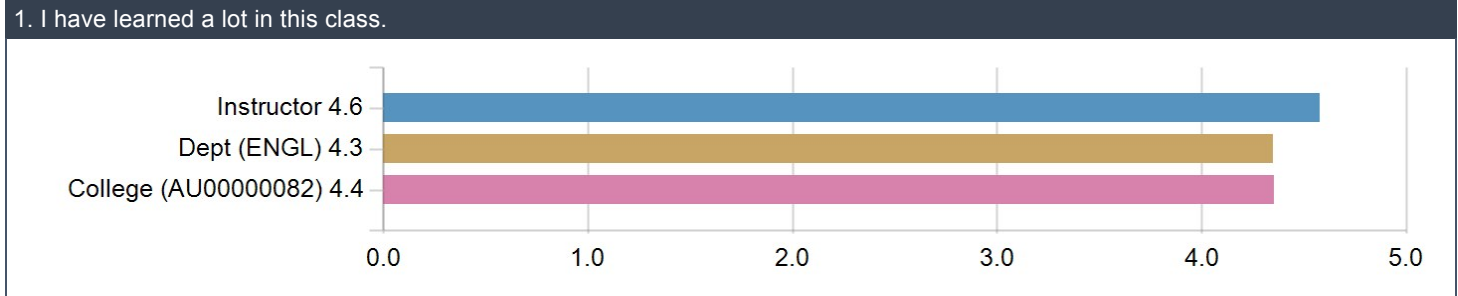
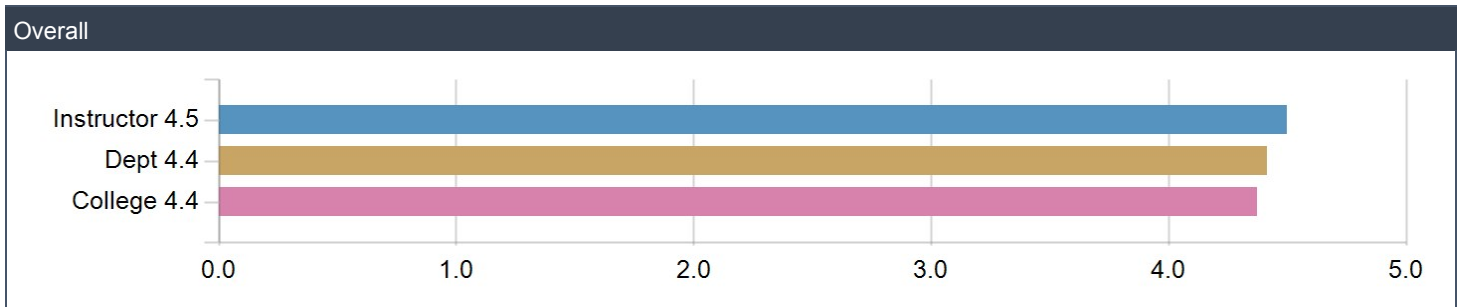
(HSS-02) Comments for Instructor Adam Agostinelli

Comments
The teacher is great.
good
good
a little bit too much homework.
Thank you for this whole semester.
nothing
It was a good experience, and the dynamic to learn was good enough
He is so amiable and good teacher.
You are good teacher.



Course Feedback

(HSS-03) Feedback about Course ENGL 1000 (section 003): ENGL COMPOSITION:

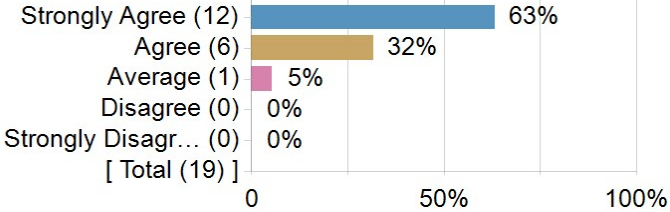
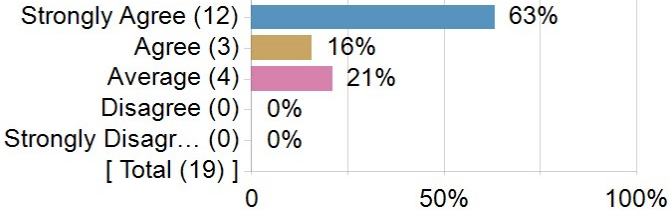


(HSS-03) Feedback about Course ENGL 1000 (section 003): ENGL COMPOSITION:

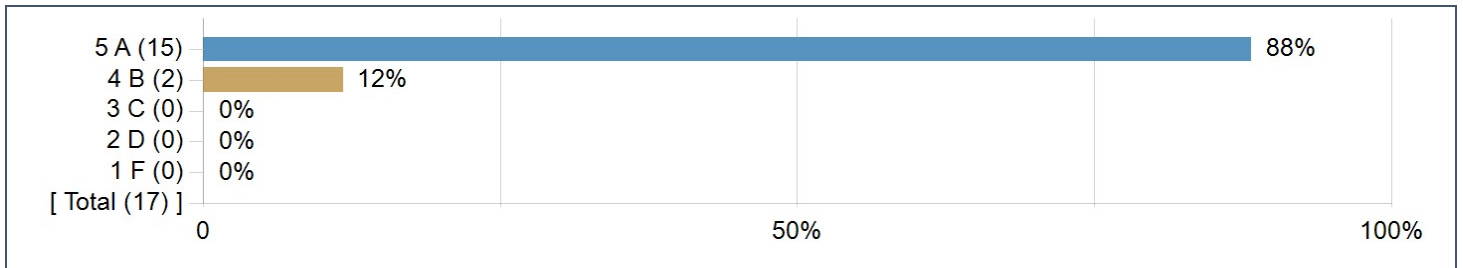
	Resp	%	Mean	SA	A	Av	D	SD	Freq(N/A)
I have learned a lot in this class.	19	95 %	4.6	12	6	1	0	0	0
The graded work reflected the important aspects of the course	19	95 %	4.4	12	3	4	0	0	0

(HSS-03) Feedback about Course ENGL 1000 (section 003): ENGL COMPOSITION:

Competency Statistics		Value
Mean		4.5
Median		5.0
Standard Deviation		0.7

1. I have learned a lot in this class.		2. The graded work reflected the important aspects of the course	
			
Statistics	Value	Statistics	Value
Response Count	19	Response Count	19
Mean	4.6	Mean	4.4
Median	5.0	Median	5.0
Standard Deviation	0.6	Standard Deviation	0.8

(HSS-04)What is your expected grade in this course?

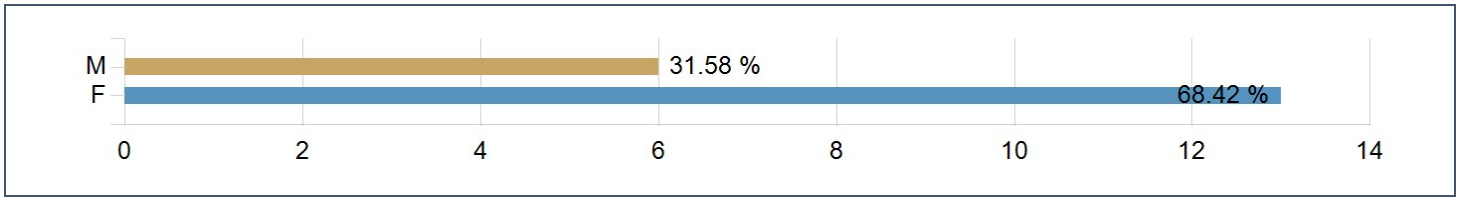


(HSS-05) Comments about Course ENGL 1000 (section 003): ENGL COMPOSITION

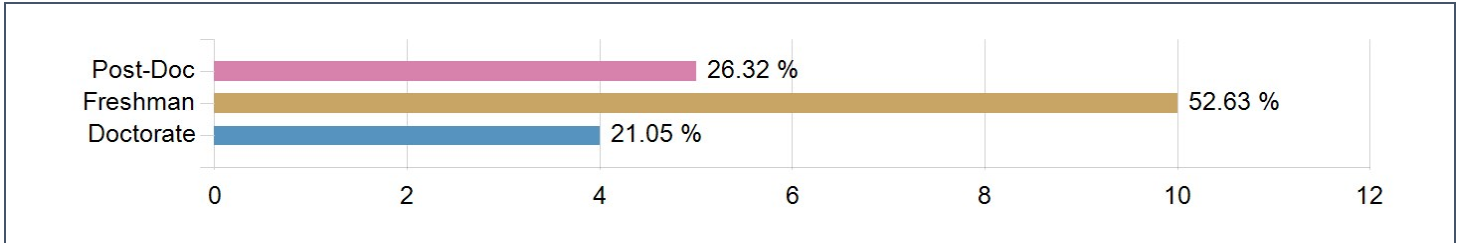
Comments
our teacher is very nice and I learned lot in this class
I have learnt a lot from this class.
good
ineresting
It is a necessary and helpful course.
If was helpful.
The class is good.

Demographic Information

Gender



Classification



Primary Major

